


# The Green Schools and Green Home Story: *Making a Measurable Difference*



**Mrs. Patricia Oliver &  
Dr. Michael John O' Mahony  
An Taisce**

# Overview –The Story

- Rio (1992), Rio + 10 (2002)
- Challenges of climate change & sustainability
- ‘Towards a Sustainable Lifestyle’
- Outcomes – Agenda 21



## CALL TO ACTION

FEE-Foundation for Environmental Education (1981)  
International Federation & Network of ENGO's (55 countries)



## THE RESPONSE

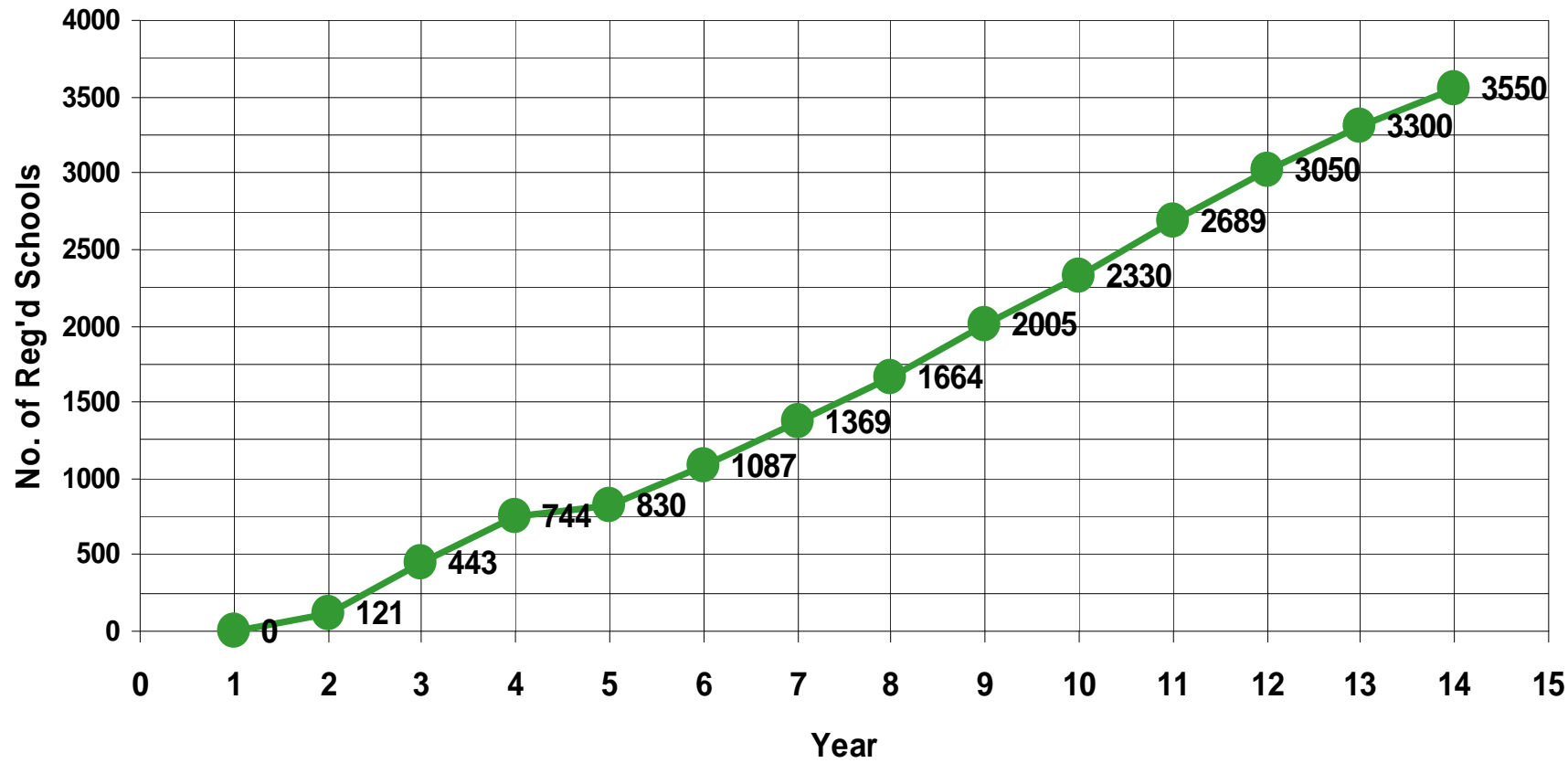


# Ireland – the story continues



- **1997 – We begin**
- ***“This will give you comfort”*** Gerry O’ Sullivan, Kerry Co. Co.
- **Relationships (Local Authorities, Partners & Sponsors)**
- **Timing (Waste Management Act)**
- ***“This programme makes my school a unit and my teachers a team”*** Kevin Haugh, St. Kieran’s NS, Galvone, Limerick
- **Success breeds success – Green Flags Flying**
- ***“ Your Train is running we’ve hitched our wagon to it”***

John Henry & Finola O’ Driscoll, Dublin Transportation Office



# The Story Continues - 2006

Half a million Irish eco-nags take to the message home

Parents ask *“What about us?”*

At the same time...

*“Is there anything we can do for  
parents and householders?”*

*Laura Burke, EPA*

**An Taisce & EPA**  
**A new story begins...**



# 'Measured Difference'

- Scale

- Performance

- Qualitative & Social



# Scale



**12 years (1997)**

**Schools – 3,200 schools**

**Awarded – 1,750 schools**

**Students – 640,000 students**

**Teachers - 44,000 teachers**

**Partners - All 34 LA's**

**DEHLG, DTO, DOT, DFA**

**Sponsors – Repak, ESBIE, Wrigley's**

**Themes – Litter & Waste, Energy, Water,  
Travel, Biodiversity, European & Global  
Citizenship**



**3 years (2006)**

**Households – 6,500 schools**

**Hubbed through**

**-Schools**

**-Community Groups**

**-Website ([www.greenhome.ie](http://www.greenhome.ie))**

**- 2,000 members**

**-Working LA's Partners**

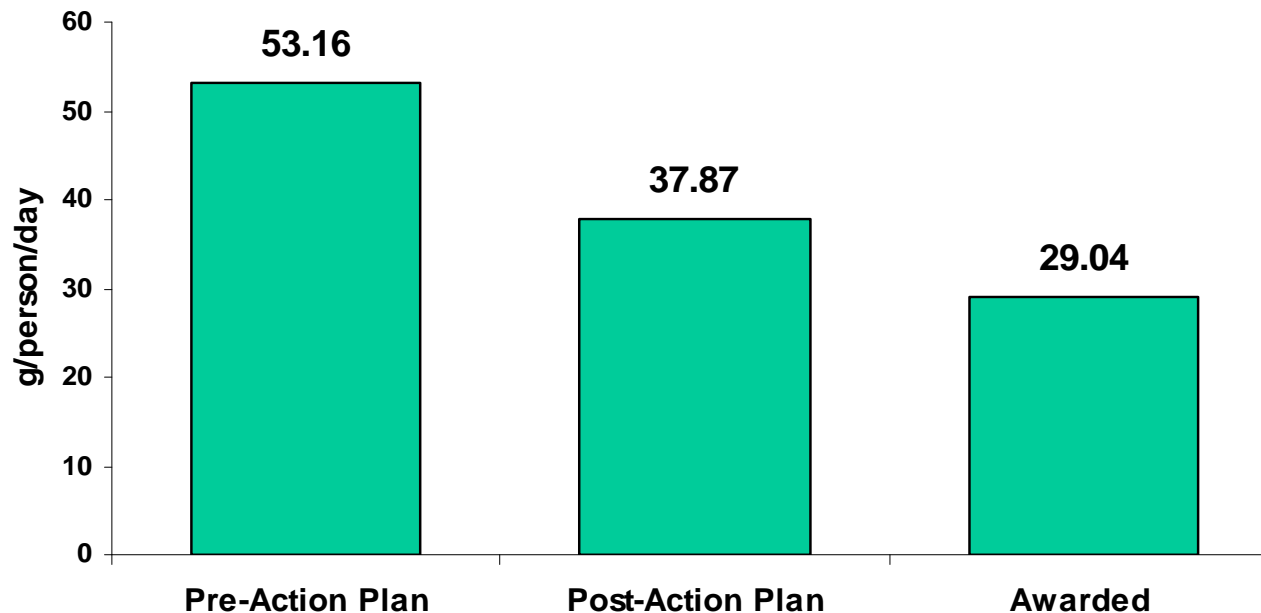
**Partnership Programme with EPA**

**NWPP – Waste, Energy, Water, Travel**

**Irish Results on Waste – average 45% (2001), 65-70% (2008)  
diversion of waste from landfill (~ 35g per capita per day)  
1,600 Awarded Schools (345,309 T & S) – 12 tonnes per school day**



**Waste per capita per day Values**



**Irish Eco-Schools Results on Energy**  
**16 kWh (units) per capita per year**  
**231,357 S & T - 3.7 million units**

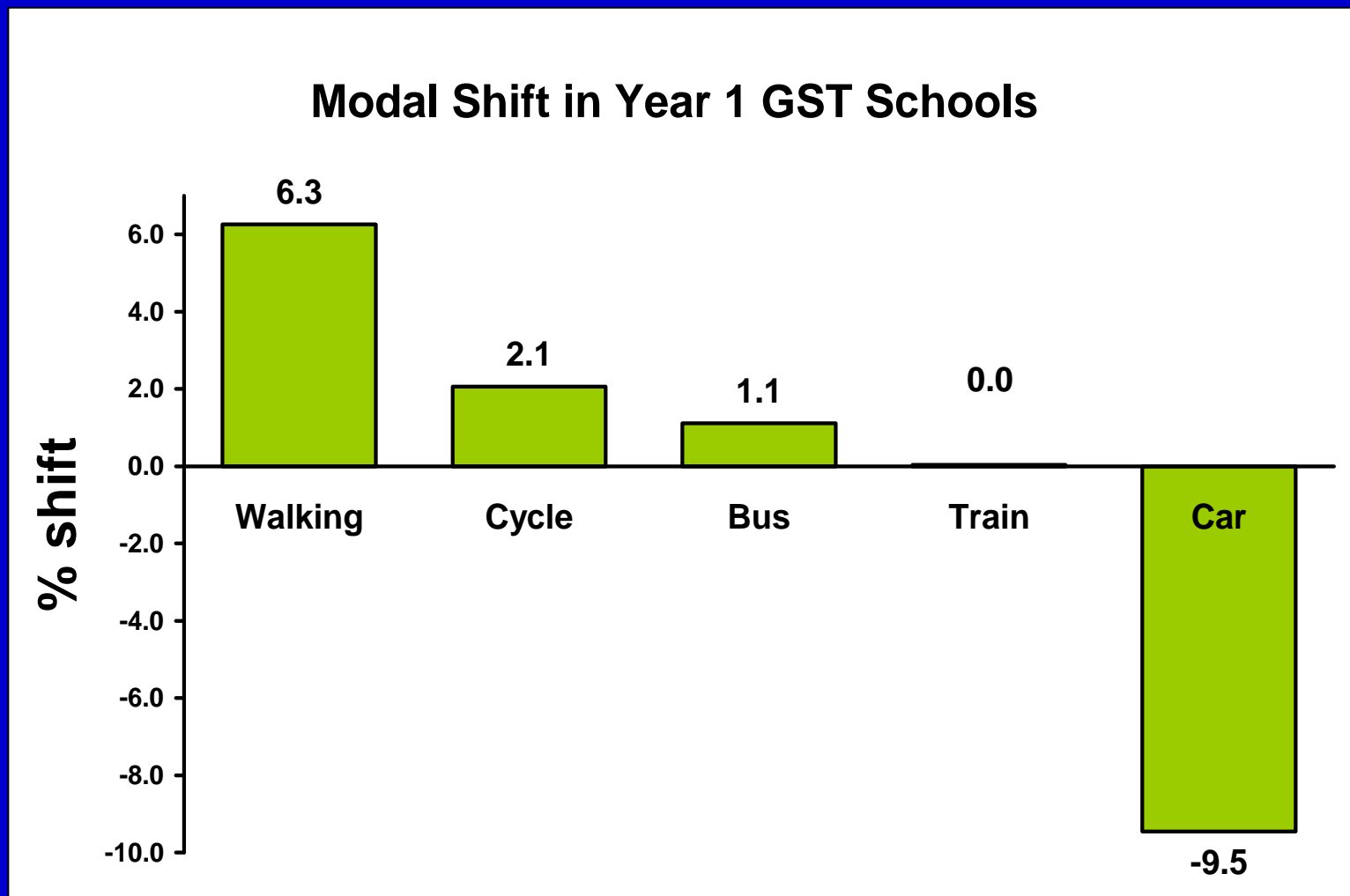


School	Students	Staff	Total Litres Saved	Litres Saved per capita per year
St. Aidan's, Wexford	870	60	250,658	270
Aglis NS Waterford	40	2	2,430	58
St. Manachans NS Mohill	216	12	478,400	2,098
St. Josephs GNS, Clonakilty	240	19	78,000	301
Gorey Community College	1650	260	3,600,000	1,885
St. Mary's & Gerard Ns Enniskerry	246	11	202,400	788
Scoil Mhuire gan Smal, Longford	70	3	2,108,824	28,888
St Mochulla's, Tulla	262	14	355488	1,288
Scoil an Chroise Naofa, Waterford	30	2	2715	85
St. Columba's GNS, Douglas	600	50	122728	189
Scoil Iosaf, NCW, Limerick	205	10	72400	337
	<b>4429</b>	<b>443</b>	<b>7,274,043</b>	<b>1493</b>

**Irish Eco-Schools Results on Water**  
**1,500 litres per capita per year**  
**138,814 S & T – 20.7 million litres**



**Irish Results on School Travel 10% modal shift  
74,000 T & S, 4km round trip average, 30,000 km less travel  
3,500 litres of fuel per school day 644,000 litres per year**

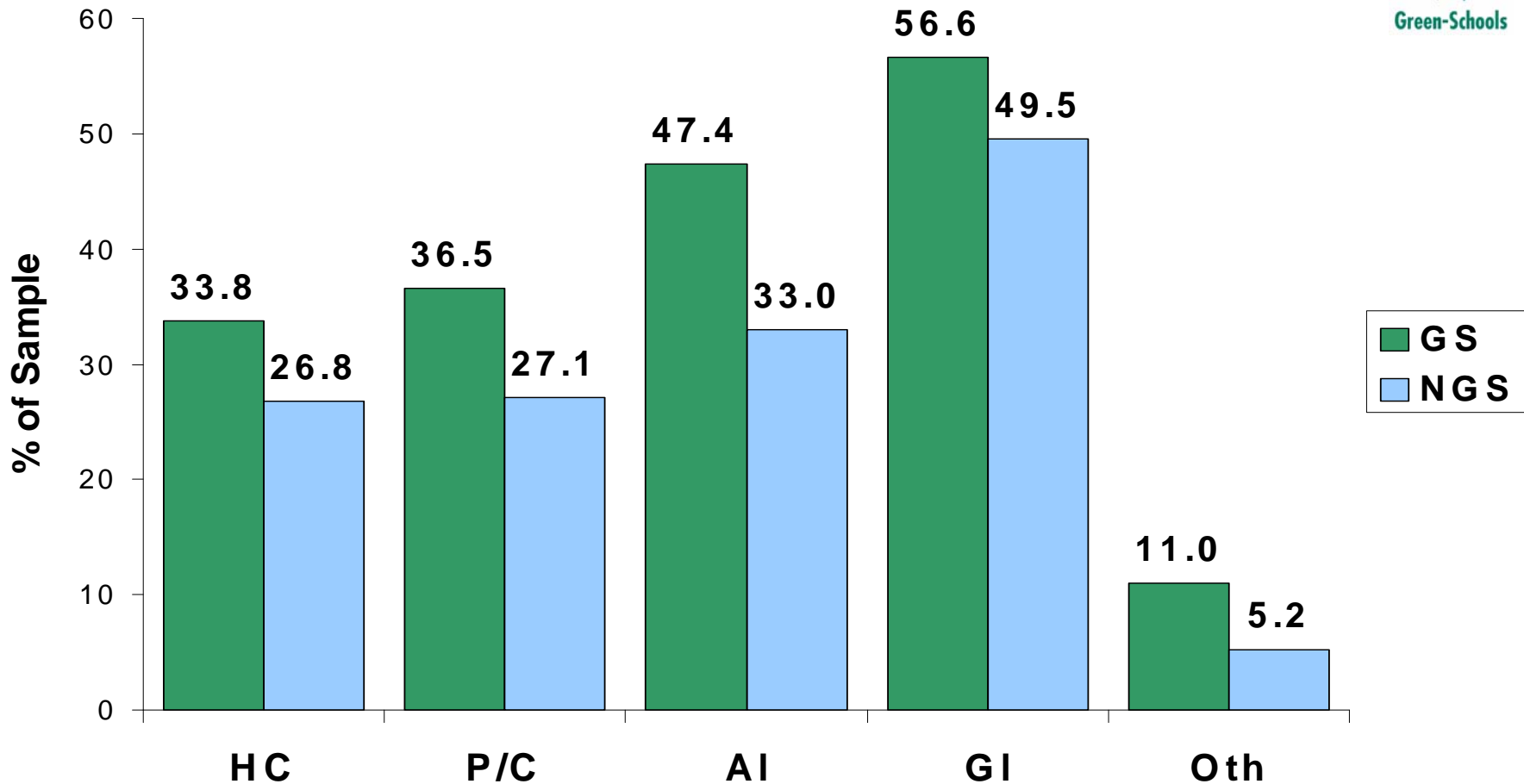


<b>Waste</b>	<b>Population</b>	<b>TRPA (1,000 kg's)</b>	<b>Value (Euro)</b>
	345,309	2,224	689,440
<b>Energy</b>	<b>Population</b>	<b>TRPA (kWh/units)</b>	<b>Value (Euro)</b>
	231,357	3,731,552	686,606
<b>Water</b>	<b>Population</b>	<b>TRPA (m3)</b>	<b>Value (Euro)</b>
	138,814	207,249	373,049
<b>Travel</b>	<b>Population</b>	<b>TRPA (litres fuel)</b>	<b>Value (Euro)</b>
	74,000	644,000	662,676
		<b>Total</b>	<b>2,411,771</b>

# Effect in the home - Home Recycling Level (HC – Home Composting, P/C – Paper-Cardboard, AI – Aluminium, GI - Glass



## Home Recycling





+ 6%



+ 18%



+ 10%



+ 49%

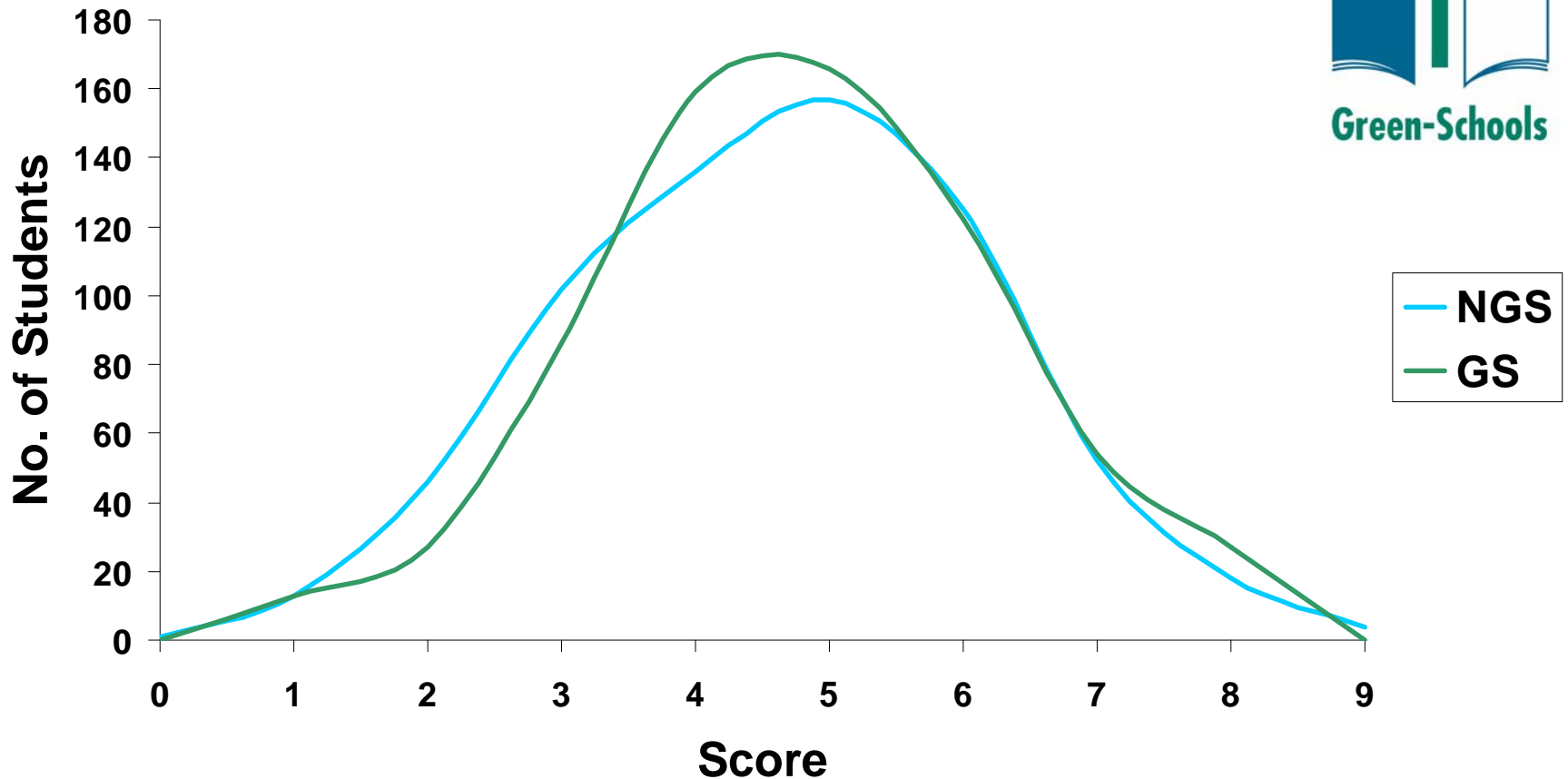


+ 8%



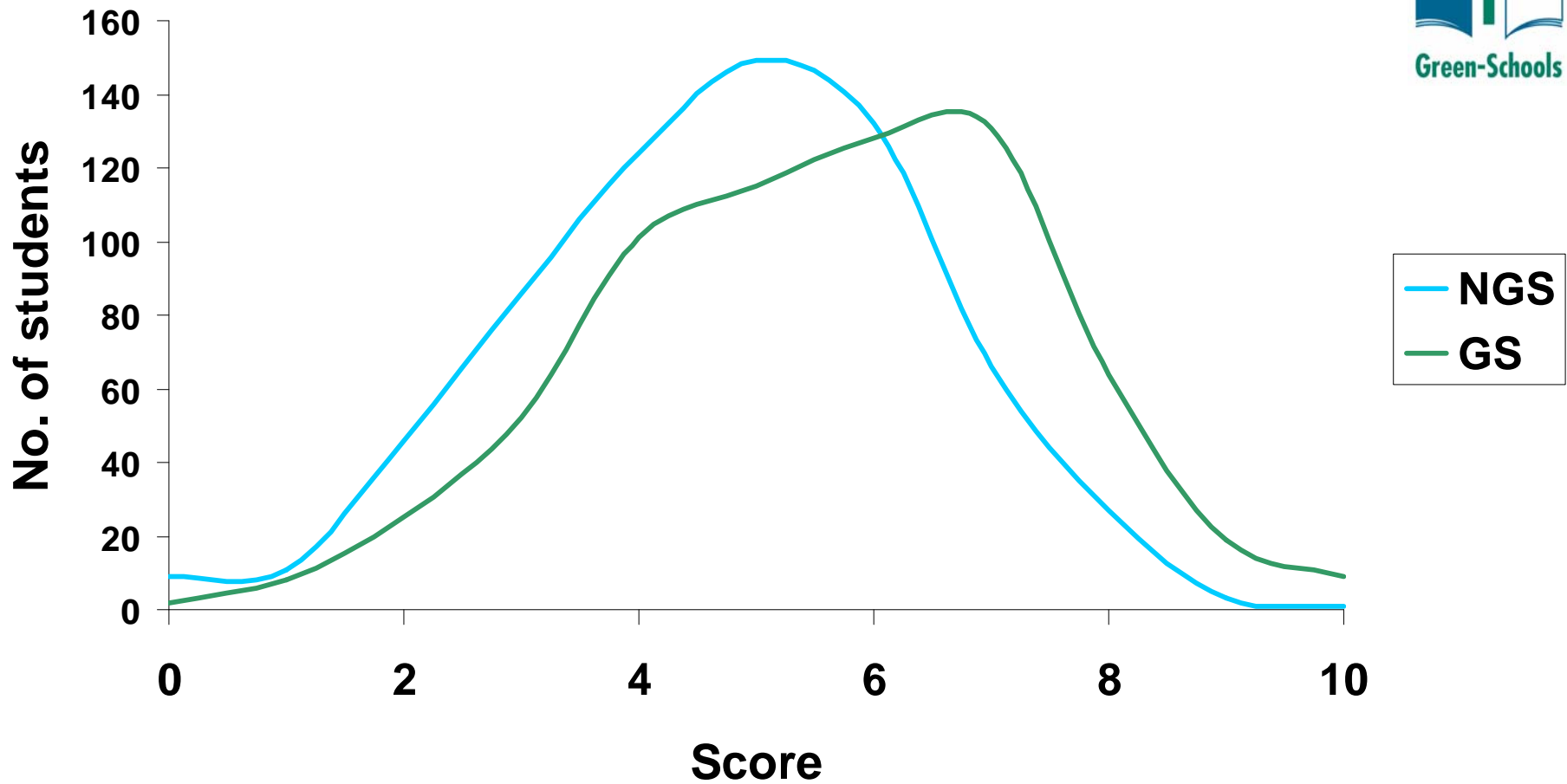
+ 15%

# Environmental Awareness



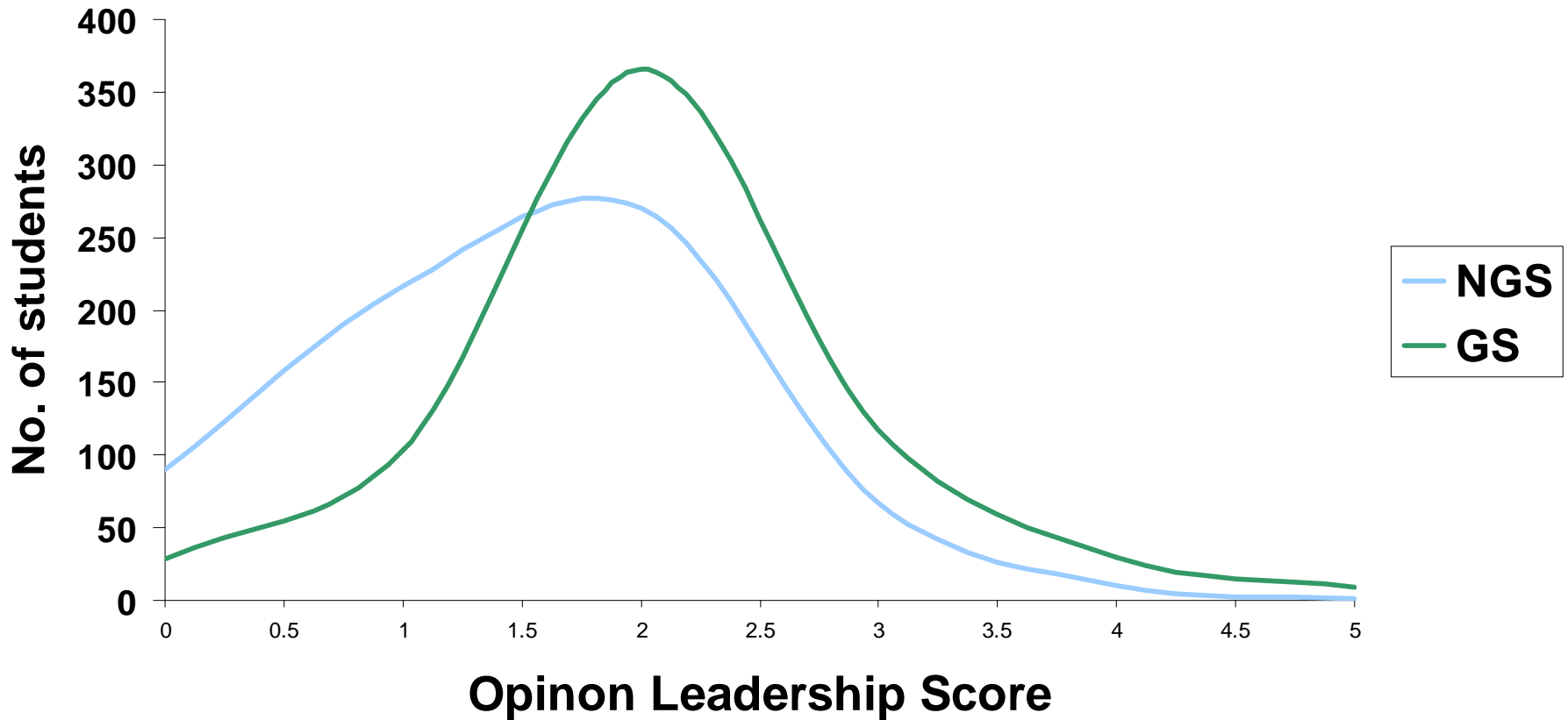
# Environmental Behaviour

Frequency distribution plot of behaviour scores



# Opinion Leadership

Frequency Distribution of Opinion Leadership scores



Where next...?

A Green Community?

It will take all of us to make this happen.