

The National Waste Prevention Programme



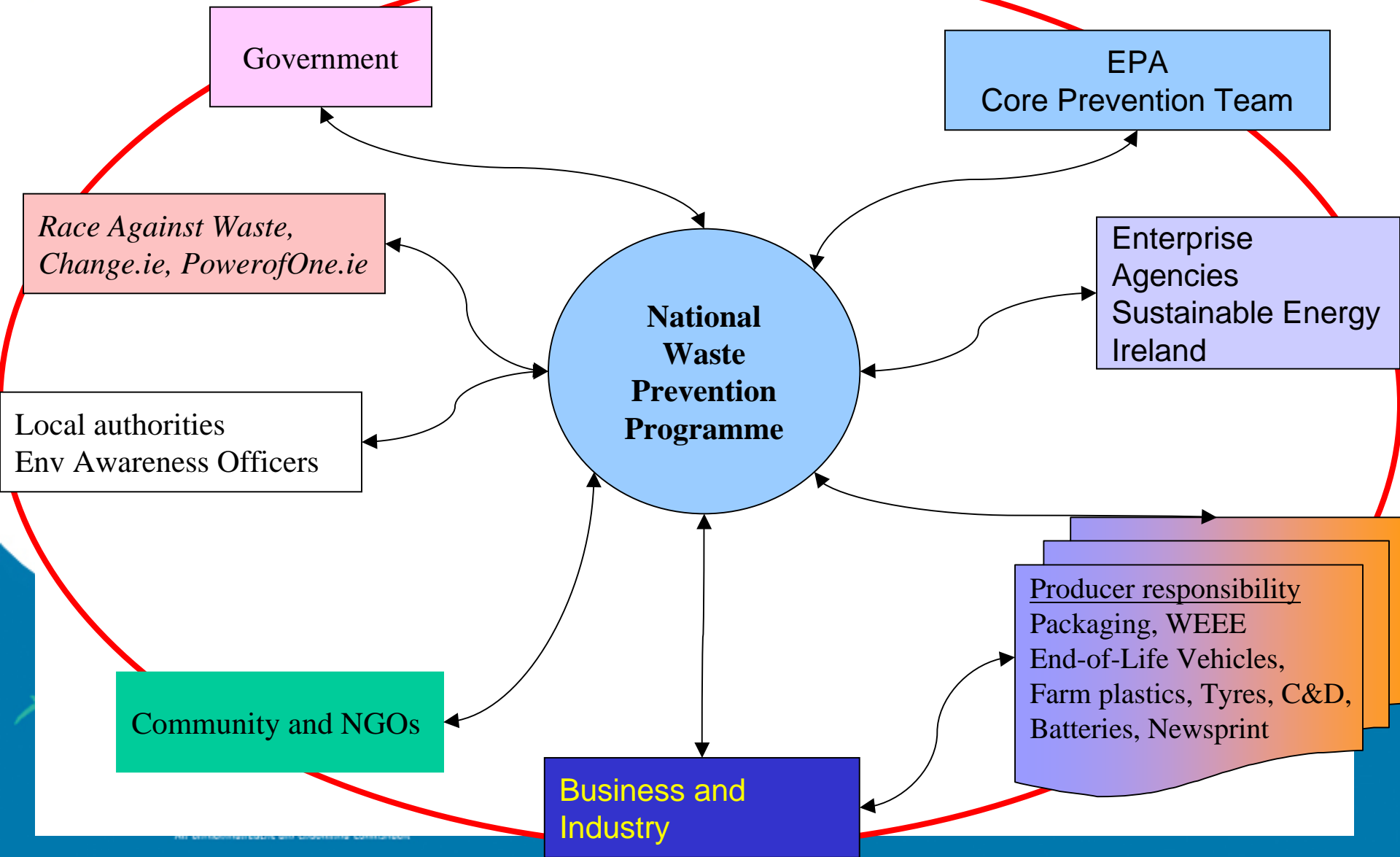
Dr Gerry Byrne
Programme Manager
Office of Climate, Licensing & Resource Use
g.byrne@epa.ie

National Waste Prevention Programme

- Waste: An Important Strategic Issue for Ireland - may be as Challenging as Climate Change
- Policy: “Preventing & Recycling Waste - Delivering Change” 2002; Programme for Government 2007; New EU Waste Framework Directive 2008; International Review of Waste Policy
- NWPP Launched in 2004 by Minister for the Environment
- Core Prevention Team in EPA
- NWP Committee Chaired by EPA
 - Four Annual Reports Published detailing Progress

The Stakeholders

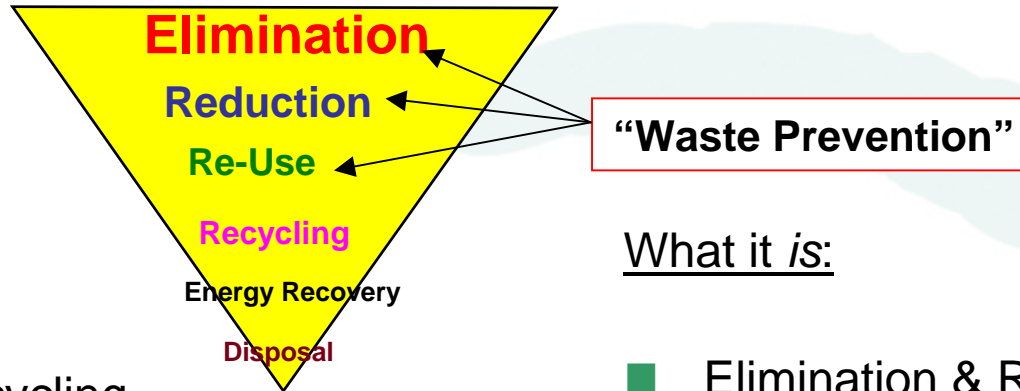
National Waste Prevention Committee



Waste Prevention Context

- Globalised Open World Markets, Planned Obsolescence, Consumerism, Celebrity Culture and Aggressive Media/Marketing
- Affluence and Excessive Consumption changing to more Responsible, Sustainable Consumption?
- Increasing Evidence of Global Environmental Deterioration
- Earthshare: Ireland needs 3 Planets

Waste Prevention: What?



What it is *not*.

- It is *not* Recycling
- It is *not* Centralised Composting
- It is *not* Energy from Waste
- It is *not* Diversion from Landfill

What it *is*:

- Elimination & Reduction
- Reuse of Materials or Products
- Repair of Products
- Reduced “hazardousness” eg Substitution (RoHS, Deco-paints, REACH)
- Conservation of natural resources incl. Materials, Water & Energy
- Common sense: “Waste Not , Want Not”

Changing Behaviours

- Information & Awareness
- Motivation & Incentive to Change
- Tools and Skill/Capacity Development
- Feedback & Reinforcement
- New Behaviours as Social & Economic Norm

Waste Prevention – How?

- Top Management Buy-in
- Quantify Current Waste Arisings, Water & Energy Usage
- Waste Reduction – Action Plan
- Implement
- Quantify & Review Outcome
 - Start Again – Iterative process

National Waste Prevention Programme Projects

National Waste Reports

- Information: Annual Review of Waste vs Targets
- Priority large-scale project each year

National Hazardous Waste Management Plan

- Information: New Plan for 2008-2012 published
- Includes HW Sectoral Prevention Plans
- Reduce Uncollected HW
- Promote Treatment Self-sufficiency
- Implementation Projects Commenced

National Waste Prevention Programme Projects

Local Authority Prevention Demonstration Programme (LAPD):

- **Technical and Grant Aid** for Local Prevention Programmes & Projects
- 14 Participants: Galway (City & County), Monaghan, Limerick (City & Council), Clare, Kerry, Cork, Donegal, D-L/Rathdown, Longford, Roscommon, S. Tipperary and Wicklow
- Green Public Authority, Community, Swimming Pools, SMEs, Shopping Centres, Airport, Construction, Farms, Schools Projects
- Certified Prevention Training Programme for Las
- Consulting on development of a Prevention Network
- For more see: www.lapd.ie

National Waste Prevention Programme Projects

Green Business Initiatives:

- Resource Efficiency/Water Web-based Audit Tools:
www.greenbusiness.ie
- Priority Sector-based Programme: Green Hospitality Awards
www.ghawards.ie
- Certified Training for Business on Waste Prevention IBEC/CIT

National Waste Prevention Programme Projects

Green Business Initiative:

- Waste Prevention Case Studies Implementation: “Clean, Clever and Competitive” incl. EPA Cleaner, Greener Production and EU/*Life* HAZRED Lessons-learned
- Company expert visits to provide Expertise, Build Capacity – Augment EI, IDA and SEI programmes
- 100+ Companies Recruited
- Communications programme and Waste Webpages developed



- Home
- Audit tools
- Business benefits
- Legislation
- Reducing waste
- Saving water
- Conserving energy
- Case studies
- Latest News
- Useful links
- About us
- Contact us

Facts

Waste alone often costs a business 5-20 times the cost of disposal!

On average daily water consumption per person in Ireland is over 148 litres

A computer monitor left on standby consumes 19 euros of electricity per year

Welcome to greenbusiness.ie

We offer Irish businesses impartial advice on improving resource efficiency - becoming more 'lean' through reducing the wastage of materials, consumables, water and energy.

Irish businesses work with us to save money, improve reputation, and protect our environment for this and future generations. Our range of services could help you save up to 1% of turnover by becoming more resource efficient.


Greenbusiness.ie can offer you:

- **Electronic Tools** to help you calculate and reduce your wastage of resources.
- **Case studies** and **top tips** on best practice.
- **A telephone helpline** to answer your questions.
- **On-site visits** for one-to-one advice and assistance.

Ready to become a Green Business? To start, select the resource you want to focus on from the icon to the right.

Need information, advice or support? Contact us on 0800 000 000 or [arrange for us to visit your site](#).

An initiative of the [National Waste Prevention Programme](#)



Click on a route to begin your journey towards a Green Business.

- Business benefits
- Legislation
- **Reducing waste**
 - Reducing waste top tips
- Saving water
- Conserving energy
- Case studies
- Latest News
- Useful links
- About us
- Contact us

Facts

Wastage of resources costs companies up to 4.5% of turnover!

Water wastage can cost as much as 1% of business turnover

A computer monitor left on standby consumes 19 euros of electricity per year

Yearly Waste Audit (2008) - Data Entry

Started on 2008-08-05 10:50:43. Last edited by mhi on 2008- Change Audit's Name & Year | Expand All Panels | Data Summary 08-05 10:50:43

This box can be used to provide an introductory guide for beginners. Advanced users can choose to [hide this note](#)

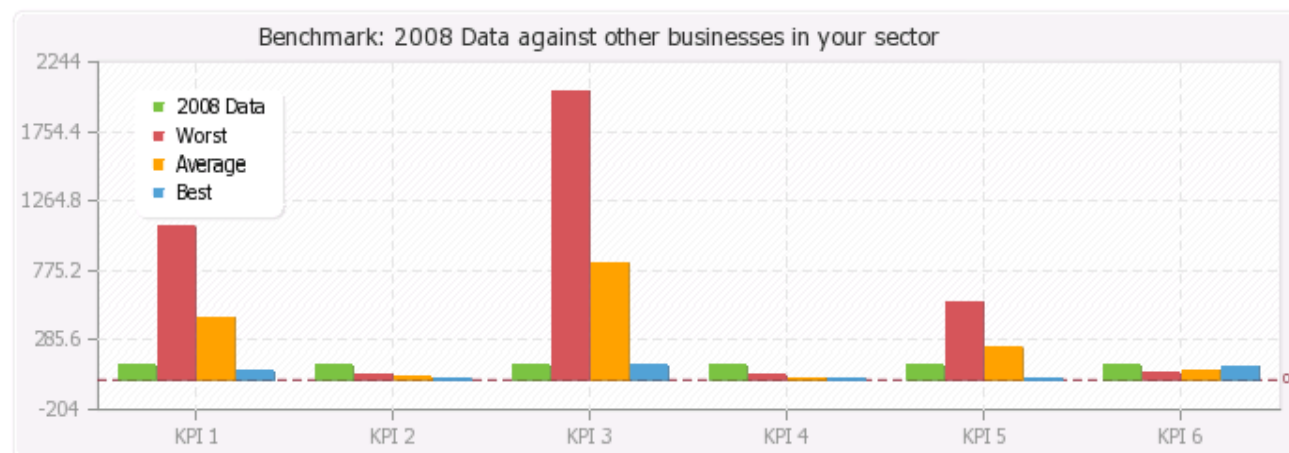
Company

1. General Waste

2. Recyclables

Category (?)	Containers/Units (?)	Frequency (?)	Cost/Revenue per lift per bin (?)	Weight (?)	Total per year	Delete
Waste wood loose	Midi skip <input type="text" value="2"/> Quantity <input type="text" value="2"/> Fill <input type="text" value="100 %"/>	4.0 collections Per Month	€ 20.00 Cost	Estimated: 3253.00 Kg Known Kg <input type="text" value="0.00"/>	39037.00 Kg € -1920.00	
Cardboard - flattened boxes, loose	1100 litre <input type="text" value="10"/> Quantity <input type="text" value="10"/> Fill <input type="text" value="50 %"/>	4.0 collections Per Month	€ 20.00 Revenue	Estimated: 297.00 Kg Known Kg <input type="text" value="0.00"/>	3564.00 Kg € 9600.00	
Steel cans compacted	Mini Skip <input type="text" value="4.0"/> Quantity <input type="text" value="4.0"/> Fill <input type="text" value="50 %"/>	4.0 collections Per Month	€ 0.00	Estimated: 0.00 Kg Known Kg <input type="text" value="0.00"/>	0.00 Kg € 0.00	

Benchmark against other businesses in your sector



- **KPI 1** - Kg per employee
- **KPI 2** - Kg per hour of activity
- **KPI 3** - Kg per sq. m of floor-space
- **KPI 4** - Kg per 10K Euro of turnover
- **KPI 5** - Kg per unit of activity
- **KPI 6** - % Recycling

Title	2008 Data	Worst	Average	Best
Kg Per Employee	100%	1083 %	441.3 %	58.3 %
Kg per hour of activity	100%	40.7 %	14.8 %	0 %
Kg per sq. m of floor-space	100%	2040 %	826.7 %	100 %
Kg per 10K Euro of turnover	100%	26.5 %	10.6 %	0.9 %
Kg per unit of activity	100%	541.3 %	220.5 %	0 %
% Recycling	100%	43.2 %	67.9 %	97.9 %



- [Home](#)
- [Business benefits](#)
- [Legislation](#)
- **[Reducing waste](#)**
 - [Reducing waste top tips](#)
- [Saving water](#)
- [Conserving energy](#)
- [Case studies](#)
- [Latest News](#)
- [Useful links](#)
- [About us](#)
- [Contact us](#)

Water Audit Tool

Annual Water Audit (2008) - WAVE Report

Last edited by mhi on 2008-08-06 12:55:27

[Data Summary](#)

Company

Report Summary

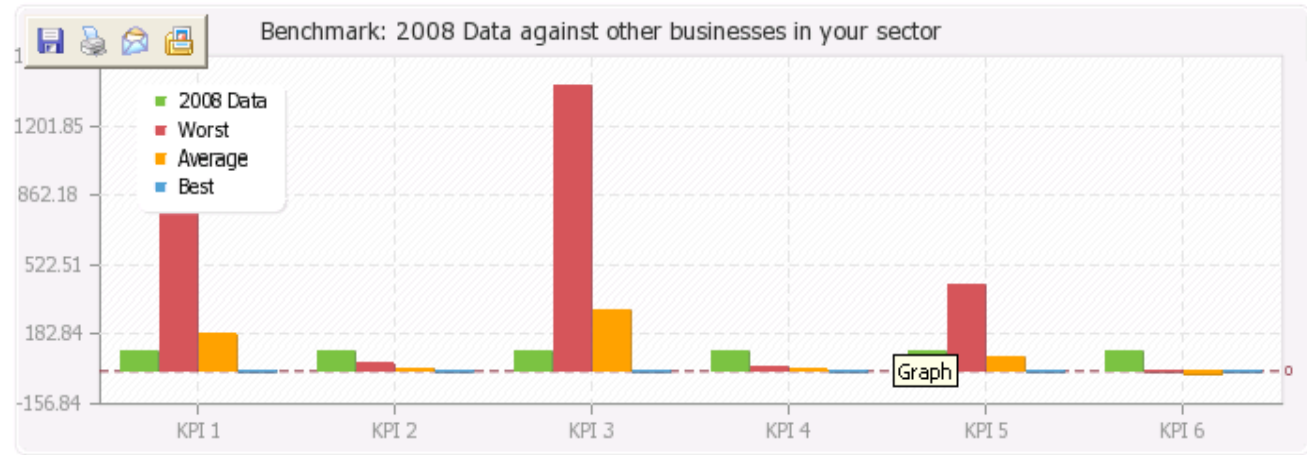
Domestic Water Calculator

WC Usage (litres per day)	1800
Urinal Usage (litres per day)	5400
Taps Usage (litres per day)	2400
Tea and Coffee (litres per day)	264

Facts

Wastage of resources costs companies up to 4.5% of turnover!

Benchmark against other businesses in your sector



- KPI 1 - m³ per employee
- KPI 2 - m³ per hour of activity
- KPI 3 - m³ per sq. m of floor-space
- KPI 4 - m³ per 10K Euro of turnover
- KPI 5 - m³ per unit of activity
- KPI 6 - Unaccounted Use (% of Total)

Title	2008 Data	Worst	Average	Best
Kg Per Employee	100%	840 %	116.2 %	0 %
Kg per hour of activity	100%	33.7 %	7.6 %	0 %
Kg per sq. m of floor-space	100%	1400 %	200 %	0 %
Kg per 10K Euro of turnover	100%	3125 %	961.7 %	0 %
Kg per unit of activity	100%	420 %	46.7 %	0 %
Unaccounted Use (% of Total)	100%	0 %	-2 %	0 %

Energy Resource Conservation

- Some Energy tips on Green Business.ie website but links to Sustainable Energy Ireland are provided
- See also: www.sei.ie
- EnergyMAP Online Tools
- Large Industry Energy Network (> €1m energy bill)
- Hotels/Buildings/Schools/Home
- Renewables

Green Hospitality Award Scheme

- Accreditation of Good Environmental Practice in Hotels
- 200+ Hotels in Programme
- Awards Highest Penetration in EU: 8.4% of Hotels
- 11 Gold, 40 Silver and 30 Bronze Awards
- Training, Networking, Audits, Benchmarking, External Certification Activities
- 100 Hotels Saved €3m, CO2 4,067 tonnes, Waste 4,000 tonnes, Energy 18.8m kWh, Water 286,000 tonnes
- For more see: www.ghawards.ie

National Waste Prevention Programme Projects

Packaging Optimisation /Prevention Programme:

- Programme 2007-2008: Funded Jointly by NWPP and Repak
- Website with Case Studies developed
- Regional Packaging Prevention Seminars
- Other projects included: Supply chain study, Certified training, Advisory Service, research, Repak and design awards, Retail Sectoral Agreement, communication/education projects etc



- For more see www.preventandsave.ie

Producer Responsibility Initiatives

- Solvents and Vehicle Refinishers AIC Regulations Implemented
- Packaging, Farm Plastics, WEEE, RoHS, Decopaints, Batteries, End-of-life Vehicles, Tyres, ODS, POPs, PCBs Directives Implementation ongoing in Ireland
- Next: Medicines, Farm Chemicals and Paints?
- PR Regulations oblige Producers/Importers to take responsibility and pay for their products when they become waste
- EPA Enforcement work linked to prevention objectives

National Waste Prevention Programme Projects

Green-Home Programme:

- Based on Successful An Taisce Green-Schools Programme - 2,600 or 65% of all Irish Schools involved
- Pilot Programme involved 2,488 Households/families directly with Environmental Issues esp Waste Prevention
- Waste Auditing, Prevention, Diversion, Composting, Recycling, Transport, Energy & Water Conservation
- First Awards presented May 2008
- Expanded Programme implemented: 6,700 more Households targeted
 - For more see: www.greenhome.ie

In Conclusion

Waste Recycling, Diversion & Composting are good Cures

but,

Waste Prevention is Better than Cure!

The EPA Core Prevention Team are taking the First Steps with these ongoing
NWPP Projects

however,

for an Innovative, Progressive and Competitive Society, everyone needs to
get Involved with

Waste Prevention

For a sustainable future!

National Waste Prevention Programme

For More See:

www.nwpp.ie

The National Waste Prevention Programme

Thank You for Your Attention

Dr Gerry Byrne

Chairman, National Waste Prevention Committee
and EPA Programme Manager