

Bathing Water Quality in Ireland Report

2004

Office of Environmental Assessment
Environmental Protection Agency
PO Box 3000, Johnstown Castle Estate, County
Wexford, Ireland.
Telephone : +353-53-60600
Fax : +353-53-60699



© Environmental Protection Agency 2005


Although every effort has been made to ensure the accuracy of the material contained in this publication, complete accuracy cannot be guaranteed. Neither the Environmental Protection Agency nor the author(s) accept any responsibility whatsoever for loss or damage occasioned or claimed to have been occasioned, in part or in full, as a consequence of any person acting, or refraining from acting, as a result of a matter contained in this publication. All or parts of this publication may be reproduced without further permission, provided the source is acknowledged.

**THE QUALITY OF BATHING WATER
IN IRELAND (2004)**

Published by the Environmental Protection Agency, Ireland.

Author: John Delaney

ISBN: 1-84095-156-7





ACKNOWLEDGEMENTS

The report author acknowledges with thanks the assistance of other EPA staff who contributed to this report.

The information contained in the report was provided by the local authorities responsible for monitoring the quality of bathing waters.

The co-operation of the Department of the Environment, Heritage and Local Government, An Taisce and Met Éireann is appreciated.




TABLE OF CONTENTS

Summary	1
1. INTRODUCTION	2
1.1 Compliance Assessment	3
2. SEAWATER BATHING AREAS	4
2.1 Compliance with National standards	4
2.2 Compliance with EU Directive	5
3. FRESHWATER BATHING AREAS	7
3.1 Compliance with National standards	7
3.2 Compliance with EU Directive	7
4. DISCUSSION	8
4.1 Compliance Assessment	8
4.2 Bathing Water Quality 2004	8
4.3 Proposed Directive concerning the quality of bathing water	9
5. REFERENCES	12
Appendix 1: Bathing Water Quality Map of Ireland 2004	13
Appendix 2: Compliance Rates For Bathing Areas (1991-2004)	14
Appendix 3: Roles and Responsibilities	15
Appendix 4: Compliance Status for Designated Bathing Areas	17

SUMMARY

In Ireland the primary legislation governing the quality of bathing waters is set out in the Quality of Bathing Waters Regulations, 1992 (S.I. 155 of 1992) and amendments which transposed the EU Directive 76/160/EC concerning the quality of bathing water. The Regulations set more stringent limits for some parameters than in the EU Directive and all parameters specified are used by the EPA in assessing compliance with the Regulations in contrast to the European Commission which use a sub set of parameters in assessing compliance with the Directive.

Results for 2004 show that the quality of the bathing water in Ireland is good with 76% of bathing areas (99 of 131 sites) complying with the National limit values.

Assessing compliance in line with the European Commission approach shows that Irish bathing water quality is among the best in Europe with 98% of bathing areas (128 of 131 sites) complying with the minimum mandatory limit values specified in the Directive. 88% of bathing areas (115 of 131 sites) complied with the stricter guide values specified in the Directive. These guide values can be regarded as quality objectives which all bathing sites should endeavour to achieve.

Although the overall quality of bathing waters remains very good, there was a 2% reduction in compliance with the National standards in 2004 as compared with 2003. The number of sites complying with both EU mandatory and guide values shows a positive trend, with mandatory compliance up 1% from 97% in 2003 and guide compliance up 3% from 85% in 2003. Compliance peaked in 2000 with 92% of bathing sites complying with the guide values. This had fallen to 85% in 2002 and 2003 but has increased to 88% in 2004.

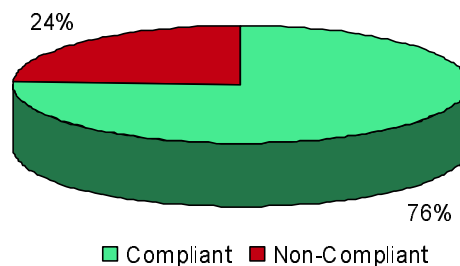


Figure 1: Compliance with National standards

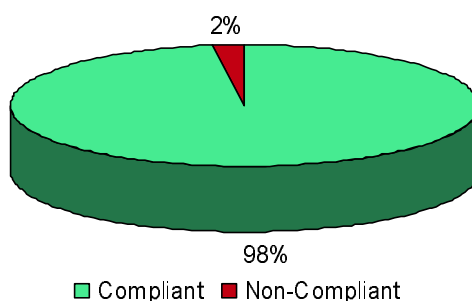


Figure 2: Compliance with EU Mandatory Values

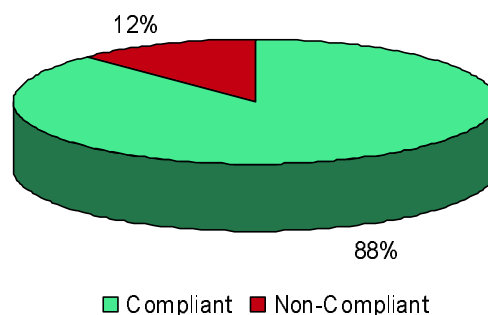


Figure 3: Compliance with EU Guide Values

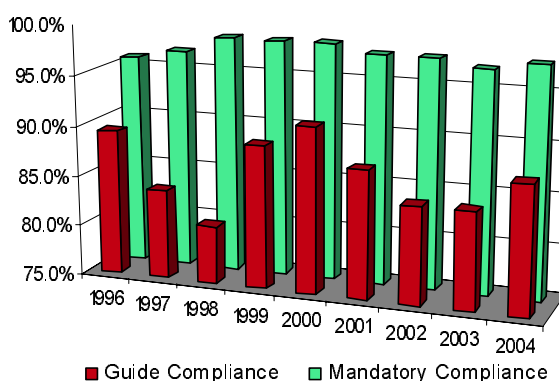


Figure 4: Compliance with EU Values 1996-2004

1. INTRODUCTION

The quality requirements for bathing water areas in Ireland are set out in the Quality of Bathing Waters Regulations 1992 (S.I. No. 155 of 1992) and subsequent amendments. These Regulations transposed the requirements of the EC Directive concerning the quality of bathing waters (76/160/EEC), the purpose of which is to ensure that bathing water quality is maintained and if necessary improved so that it complies with specified standards designed to protect public health and the environment.

Details of the National standards, the European Mandatory and Guide values are summarised in Table 1.

There are currently 131 designated bathing areas in Ireland of which 122 are sea water and 9 are freshwater. These bathing areas are monitored to check the quality of the bathing water by the competent local authority on a fortnightly basis during the bathing season which extends from the 1st June until the 31st

	EC Directive concerning the quality of bathing waters 76/160/EEC		National Limit Values (SI 155 of 1992)
Parameters ⁵	G (Guide)	I (Mandatory)	
Microbiological:			
<i>Total Coliforms (Number/100ml)</i>	≤ 500 ¹	≤ 10,000 ³	≤ 5,000 ¹ ≤ 10,000 ³
<i>Faecal Coliforms (Number/100ml)</i>	≤ 100 ¹	≤ 2,000 ³	≤ 1,000 ¹ ≤ 2,000 ³
<i>Faecal Strep (Number/100ml)</i> ⁴	≤ 100 ²		≤ 300 ³
<i>Salmonella (Number/litre)</i> ⁴		0 ³	0 ³
<i>Enteric viruses (PFU/10 litres)</i> ⁴		0 ³	0 ³
Physicochemical:			
<i>pH</i>		6 to 9 ³	≥ 6 and ≤ 9 ³
<i>Colour</i>		no abnormal change in colour ³	no abnormal change in colour ³
<i>Mineral oils (mg/l)</i>	≤ 0.3 ²	no film visible on the surface of the water and no odour ³	no film visible on the surface of the water and no odour ³
<i>Surface active substances (mg/l)</i>	≤ 0.3 ²	no lasting foam ³	no lasting foam ³
<i>Phenol (mg/l as C₆H₅OH)</i>	≤ 0.005 ²	no specific odour ≤ 0.05 ³	≤ 0.05 and no specific odour ³
<i>Transparency (m)</i>	≥ 2 ²	≥ 1 ³	≥ 1 ³
<i>DO (% saturation O₂)</i> ⁴	80 to 120 ²		≥ 70 and ≤ 120 ³
<i>Tarry residues and floating material</i>	Absence ²		no offensive presence ³

Note 1 ≥ 80% of Samples,

Note 2 ≥ 90% of Samples,

Note 3 ≥ 95% of Samples

Note 4: To be sampled where investigations show or where there are other grounds for believing that water

quality has deteriorated in respect of this parameter

Note 5: Additional parameters (Ammonia, Nitrogen (Kjeldahal), pesticides, heavy metals, cyanides, nitrates and phosphates) are specified for analysis where pollution by these parameters is suspected.

Table 1: Quality Requirements for Bathing Water

August each year. Monitoring commences two weeks before the start of the season. The minimum number of samples to be taken during the season is seven.

1.1 Compliance Assessment

While the sampling and analysis criteria for bathing waters is largely similar for both National and EU legislation there are differences in the way in which compliance with the results of these parameters are interpreted.

1.1.1 National Compliance

The Quality of Bathing Water Regulations, 1992 (DELG, 1992) stipulate that each sample obtained must be analysed for the following 8 microbiological and physicochemical parameters:

- Total coliforms
- Faecal coliforms
- Colour
- Mineral oils
- Surface active substances
- Phenols
- Transparency
- Tarry residues, floating materials

Under certain circumstances, in particular where there has been a deterioration of water quality, both the frequency of monitoring and range of analytes must be increased. Similarly, where bathing water quality is found to be consistently of a very good quality, the monitoring frequency may be reduced to a minimum of four times during the bathing season.

In addition to the 8 compulsory parameters, there are a number of additional parameters set out in the Regulations which must be sampled where there are grounds for believing that there has been a deterioration in respect of the parameter or substance concerned at the site.

Local Authorities must report the results of sampling to the EPA at the end of each bathing season.

The Agency interprets compliance with the Regulations based on all of the parameters which are required to be sampled and analysed.

1.1.2 EU Compliance

The parameters which are required to be sampled and analysed under EU Directive 76/160/EEC (CEC, 1976) are the same as those prescribed under the National Regulations. However, unlike National compliance which includes all parameters, EU bathing water compliance is based on a sub-set of these parameters.

The 5 parameters considered for EU compliance purposes are:

- Total coliforms
- Faecal coliforms
- Mineral oils
- Surface-active substances
- Phenols

The parameters transparency and colour and tarry residues are omitted for compliance determination.

There may be good reason for disregarding transparency and colour at seawater sites as turbulent seas may lead to a deterioration in both of these parameters and, as such results may not be indicative of the water quality.

This argument however is less applicable at freshwater sites as colour and transparency are indicators of the possible trophic status of the site.

2. SEA WATER BATHING AREAS

The number of designated seawater bathing areas remained at 122 in 2004.

2.1 Compliance with National standards

Of the 122 sea water areas, 75% (92 of 122) complied with the National standards (DELG, 1992) in 2004.

Two bathing areas failed to comply with the National standard for faecal coliforms. These were Balbriggan and Dunmore East, Main Strand (Waterford). Both Balbriggan and Skerries (Dublin Fingal) failed to comply with the National standard for total coliforms.

Twelve bathing areas failed to meet the National standard for faecal streptococci. These were: Dunmore East, Main Strand and Tramore (Waterford); Balbriggan, Loughshinny, Skerries, Sutton Burrow Beach, Rush South Beach and Portmarnock (Dublin Fingal), Laytown/Bettystown (Meath) Merrion Strand and Sandymount strand (Dublin City) Rosslare Strand (Wexford).

The remaining seawater sites which failed the National standards did so on physico-chemical parameters such as dissolved oxygen, colour and transparency.

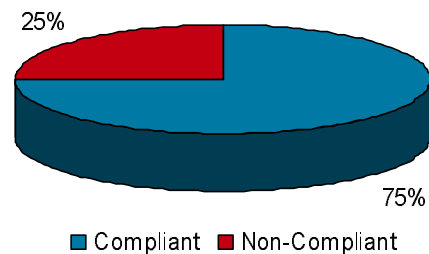


Figure 2.1 : Seawater bathing area compliance with National standards

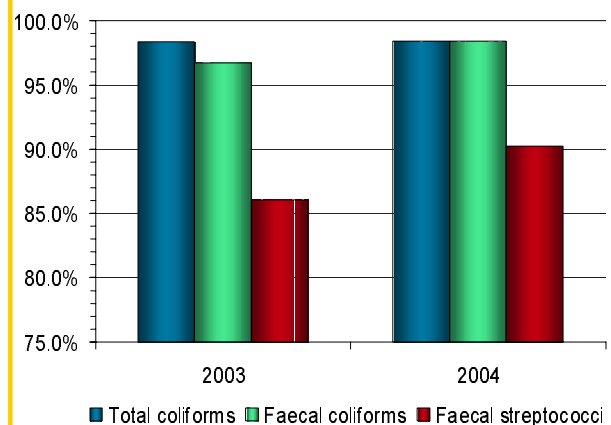


Figure 2.2: Seawater microbiological compliance with National standards

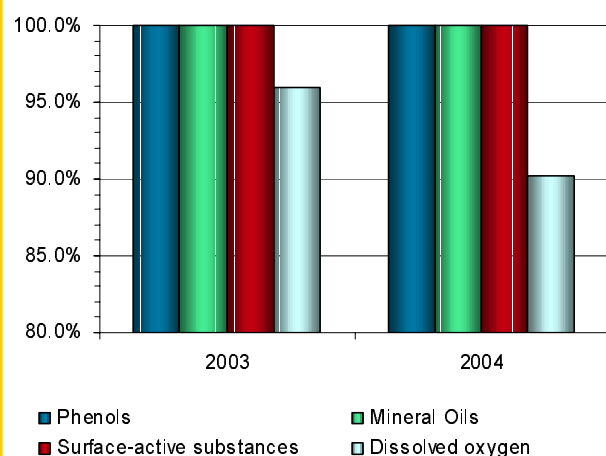


Figure 2.3: Seawater physico-chemical compliance with National standards

2.2 Compliance with EU Directive

2.1.1 Mandatory Values

In total, 98% of seawater bathing areas (119 of 122) complied with the mandatory values for the five parameters in 2004. This represents a marginal increase on the compliance rate of 97% in 2003.

Three bathing areas failed to comply with the mandatory values specified in Bathing Water Directive. (CEC, 1976). Balbriggan failed to meet the mandatory value for both total and faecal coliforms. Skerries failed to meet the value for total coliforms and Dunmore East, Main Strand the value for faecal coliforms.

2.1.2 Guide Values

In total, 88% of seawater bathing areas (115 of 122) complied with guide values specified in the Directive. There has been a significant improvement on the 2003 results when the guide compliance rate was 84%.

A list of seawater bathing areas which were non-compliant with mandatory and/or guide values are outlined in Table 2.

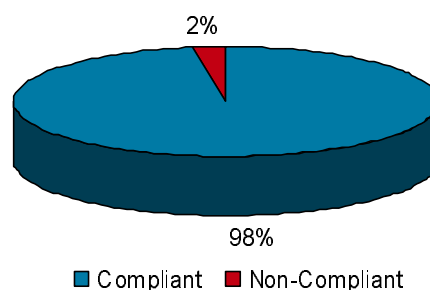


Figure 2.4: Seawater bathing area compliance with EU Directive Mandatory Values.

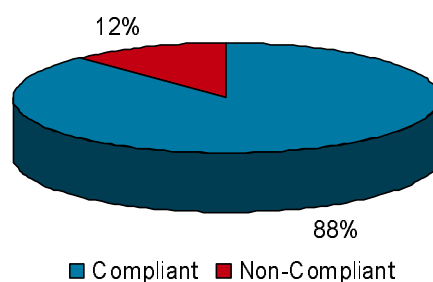


Figure 2.5: Seawater bathing area compliance with EU Directive Guide Values

Beach	Location	Parameter which did not meet limit value
*BALBRIGGAN	Dublin Fingal	Faecal Coliforms; Total Coliforms
*SKERRIES	Dublin Fingal	Total Coliforms
*DUNMORE EAST, MAIN STRAND	Waterford	Faecal Coliforms
BRAY BEACH	Wicklow	Faecal Coliforms
CLIFDEN	Galway County	Faecal Coliforms; Total Coliforms
COOLMAINE	Cork County	Faecal Coliforms
FOUNTAINSTOWN	Cork County	Faecal Coliforms
LAYTOWN/BETTYSTOWN	Meath	Faecal Coliforms
LOUGHSHINNY	Dublin Fingal	Faecal Coliforms
MERRION STRAND	Dublin City	Faecal Coliforms
REDBARN	Cork County	Faecal Coliforms
RUSH, SOUTH BEACH	Dublin Fingal	Faecal Coliforms
SANDYMOUNT STRAND	Dublin City	Faecal Coliforms
SPIDDAL, MAIN BEACH	Galway County	Faecal Coliforms
SUTTON, BURROW BEACH	Dublin Fingal	Faecal Coliforms

Table 2: Seawater bathing areas which failed Guide and/or Mandatory EU Directive Limit Values in 2004

Note: * bathing areas which failed both Mandatory and Guide EU Limit Values

3. FRESH WATER BATHING AREAS

The number of designated inland bathing areas remained at nine in 2004.

3.1 Compliance with National standards

In 2004, 78% (7 of 9) of designated freshwater sites complied with the limit values set out in the National Regulations (DELG, 1992).

Keeldra in Leitrim failed to meet the National standard for both tarry residues and transparency and Portuma in Galway failed to meet the standard for transparency.

Tests for dissolved oxygen were carried out at each freshwater site and all 9 were compliant with the National standard set for this parameter. This represents an improvement on 2003 when two sites were not compliant based on this parameter. Both transparency and dissolved oxygen are considered more relevant to inland bathing sites as both parameters may be indicative of the trophic status of the waterbody.

3.2 Compliance with EU Bathing Water Directive

During the 2004 bathing season all 9 freshwater sites complied with EU mandatory values, however, Keeldra in Leitrim was not compliant with the guide value for total coliforms.

Tests for *faecal streptococci* were carried out in 8 of the 9 bathing areas and it was found that all sites tested complied with the guide value specified in the Directive.

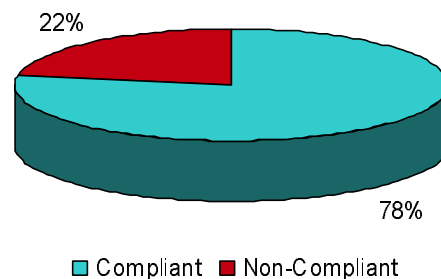


Figure 3.1: Fresh water bathing area compliance with National standards

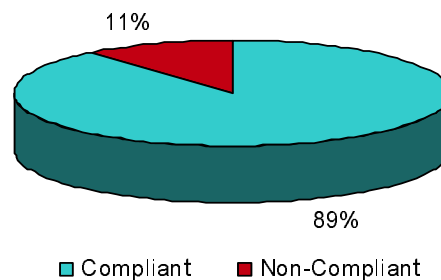


Figure 3.2: Fresh water bathing area compliance with Guide values

4. DISCUSSION

4.1 Compliance Assessment

In Ireland the primary legislation governing the quality of bathing waters is set out in the Quality of Bathing Waters Regulations, 1992 (S.I 155 of 1992) which transposed the EU Directive 76/160/EC concerning the quality of bathing water.

In comparing the National Regulations to the EU Directive Mandatory Values, the Regulations sets more stringent limits for microbiological parameters and also includes an additional parameter, faecal streptococci, for compliance purposes.

The EPA assesses compliance with the National Regulations based on all parameters sampled by local authorities. While the Directive specifies the same approach to compliance assessment, the European Commission are currently assessing compliance based on a subset of monitored parameters. As such, compliance figures for the National Regulations and the EU Directive may differ with a lower rate of compliance with the National Limit values the norm.

4.2 Bathing Water Quality 2004

Results for 2004 show that the quality of the bathing water in Ireland is good with 76% of bathing areas (99 of 131 sites) complying with the National standards. This however,

represents a slight fall from 2003 when 78% of sites were compliant. A significant proportion of the sites that failed did so on physio-chemical parameters such as transparency, colour and dissolved oxygen. The high number of such failures may have been due to the presence of a red/orange coloured algal bloom which was reported along the south-coast by the Marine Institute in July. The species of phytoplankton is not uncommon at this time of year when water temperatures increase. Assessing compliance in line with the European Commission approach shows that Irish bathing water quality compares very favourably with other EU member states, with 98% bathing areas (128 of 131 sites) complying with the minimum mandatory limit values specified in the Directive. The compliance status of each of the 131 designated bathing areas is listed in Appendix 4.

Overall, the percentage of bathing areas in compliance with the mandatory values specified in the EU Directive increased by 1% from a compliance rate of 97% in 2003 compared with 98% in 2004. The number of sites complying with the more stringent guide values increased from 85% in 2003 to 88% in 2004. The results for the 2004 and 2003 bathing seasons are summarised in the Table 3 below.

	Sea Water		Freshwater		Overall	
	2003	2004	2003	2004	2003	2004
Number of sampling points	122	122	9	9	131	131
Number of points complying with mandatory values	118	119	9	9	127	128
Percentage compliant with mandatory values	97%	98%	100%	100%	97%	98%
Number of points complying with guide values	102	107	9	8	111	115
Percentage compliant with guide values	84%	88%	100%	89%	85%	88%

Table 3: EU Bathing Water Compliance Status in 2003 and 2004

4.2.1 Status Changes

The status of 18 bathing water areas have changed between 2003 and 2004. Most of the status changes resulted in bathing water areas moving between mandatory and guide EU compliance but a number of other sites experienced more significant status changes between 2003 and 2004. All bathing water areas that experienced a change in compliance status between 2003 and 2004, are outlined in Table 4.

A significant number of bathing water areas in the greater Dublin area experienced an improvement in bathing water quality in recent years. A major factor in this trend is likely to have been the commissioning of a new wastewater treatment facility located at Ringsend in Dublin, which has significantly reduced the quantity of untreated or partly treated sewage entering the greater Dublin Bay Area. A new pumping station was built in Sutton in 2003 to intercept wastewater from North Dublin and pump it to the Ringsend Plant. Previously, this wastewater was discharged, untreated, into the sea off Howth. A comparison of the compliance status of bathing areas between 2002 and 2004 is illustrated in Figure 4.1.

4.3 Proposed Directive concerning the quality of bathing water

The Bathing Water Directive (76/160/EEC) is more than 25 years old and has, since its adoption, contributed greatly to improvement in water quality in the coastal and inland bathing areas in Europe. However, it is also recognised that the Directive has a number of limitations and weaknesses that need to be addressed – particularly in relation to the specified water quality parameters for monitoring and their associated limit values.

In 2002 the European Commission presented a proposal for a new Directive on bathing water quality. The proposal is intended to deliver general benefits in relation to improved health-protection for bathers and a more pro-active approach to beach management,

including public involvement. In terms of monitoring, the new Directive proposes to eliminate the tests for 19 different pollutant parameters and replace them with two bacteriological measurements – intestinal enterococci and *escherichia coli* – which focus specifically on protection of human health. Compared with current standards, the proposed standards are intended to provide a significantly higher protection against the risk of contracting gastroenteritis and respiratory diseases as a result of bathing.

The proposed Directive also aims to make more use of modern communication methods, such as the Internet, to inform the public about the quality of bathing waters and thereby allow the public to make a more informed choice on where to bathe. The bathing water quality standards specified in the proposed Directive are considered tougher than the present Bathing Water Directive. As a consequence, some decrease in Ireland's current high level of compliance under the current Bathing Water Directive might be expected. The Council of the EU adopted a formal common position on the bathing water directive at the Environment Council meeting on 20th December 2004. The Common Position was to be transmitted to the European Parliament for its second reading, which is expected in the first half of 2005.

Local Authority	Bathing Water Area	Status 2003	Status 2004	Trend
Cork County Council	Redbarn	G.C.	M.C.	↓
Cork County Council	Coolmaine	G.C.	M.C.	↓
Donegal County Council	Rathmullan	M.C.	G.C.	↑
Dublin City Council	Merrion Strand	G.C.	M.C.	↓
Dublin Fingal	Skerries	M.C.	N.C.	↓
Dublin Fingal	Loughshinny	G.C.	M.C.	↓
Dublin Fingal	Rush, South Beach	G.C.	M.C.	↓
Galway City Council	Salthill	M.C.	G.C.	↑
Galway County Council	An Cnoc, Inverin	M.C.	G.C.	↑
Galway County Council	Beach At Spiddal Pier	M.C.	G.C.	↑
Galway County Council	Clifden	G.C.	M.C.	↓
Galway County Council	Spiddal, Main Beach	N.C.	M.C.	↑
Mayo County Council	Keem, Achill	N.C.	G.C.	↑↑
Mayo County Council	Mullaghroe	M.C.	G.C.	↑
Mayo County Council	Carrawmore	M.C.	G.C.	↑
Waterford County Council	Ardmore	M.C.	G.C.	↑
Waterford County Council	Dunmore East, Main Strand	M.C.	N.C.	↓
Wicklow County Council	Bray Beach	N.C.	M.C.	↑

**Table 4: Bathing Areas which experienced a Status change in relation to EU levels
between 2003 and 2004**

G.C. *Guide Compliant*
M.C. *Mandatory Compliant*
N.C. *Non Compliant*

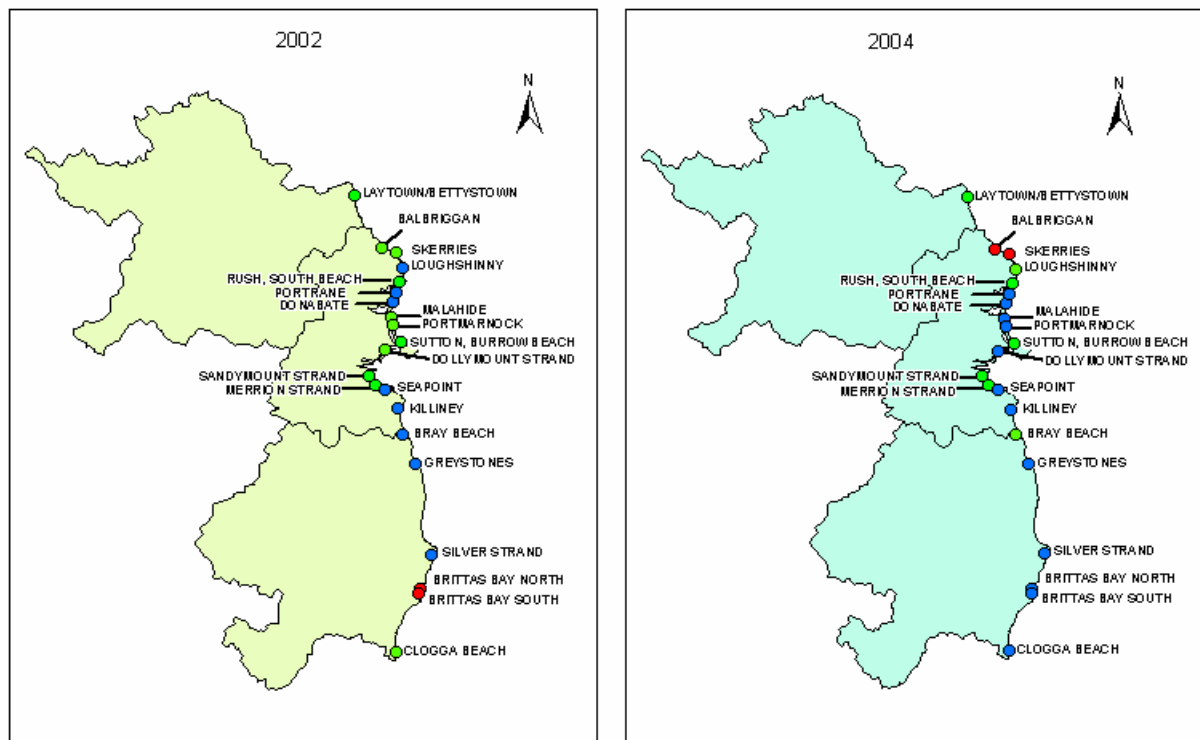


Figure 4.1: Bathing Water Quality in the Greater Dublin Region 2002 and 2004

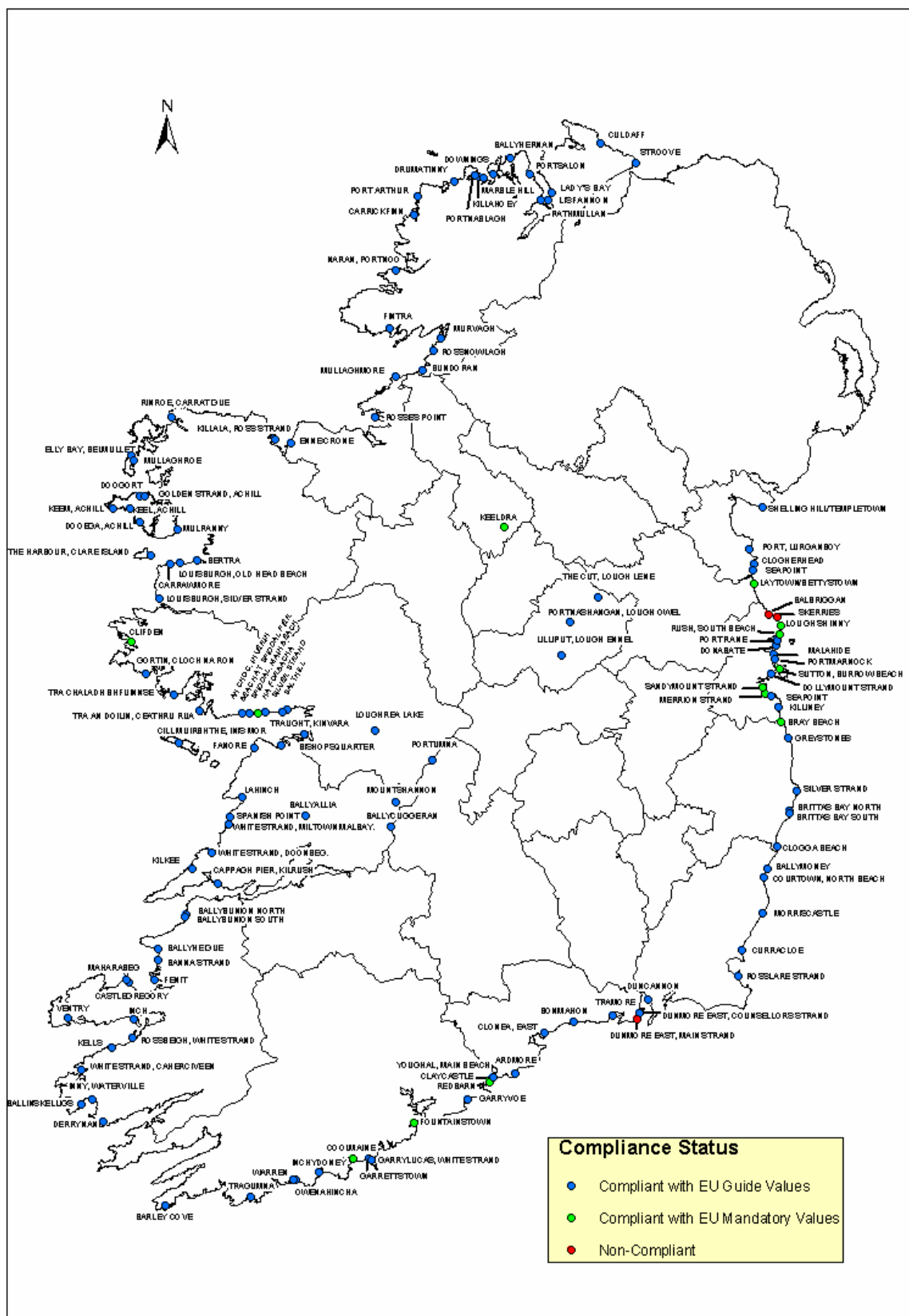
References

CEC (Council of European Communities), 1976. Directive 76/160/EEC of 8 December 1975 concerning the quality of bathing water. *O.J. L31 5 Feb 1976*

DELG (Department of Environment and Local Government), 1992 ammd. Quality of Bathing Water Regulations, 1992. *S.I. No. 155 of 1992*.

EC (European Commission), 2004 Quality of bathing water (2003 bathing season). *Office of Official Publications of the European Communities, 2004*

Appendix 1: Bathing Water Quality Map of Ireland 2004



Appendix 2: Compliance Rates For Bathing Areas (1991-2004)

Ireland	Total	C(I) %	C(G) %	NS %
Sea Water				
1991	65	96.9	83.1	1.5
1992	90	94.4	86.7	0.0
1993	90	95.6	75.6	0.0
1994	108	100.0	89.8	0.0
1995	108	98.1	87.9	0.0
1996	115	95.6	89.5	0.0
1997	115	96.5	83.5	0.0
1998	121	98.4	80.2	0.8
1999	121	98.3	89.3	0.0
2000	121	98.3	91.7	0.0
2001	122	97.5	87.7	0.0
2002	122	97.5	83.6	0.0
2003	122	96.7	84.4	0.0
2004	122	97.5	87.7	0.0
Freshwater				
1991	-	-	-	-
1992	5	100.0	80.0	0.0
1993	5	100.0	100.0	0.0
1994	9	100.0	88.9	0.0
1995	9	100.0	88.9	0.0
1996	9	100.0	88.9	0.0
1997	9	100.0	88.9	0.0
1998	9	100.0	88.9	0.0
1999	9	100.0	88.9	0.0
2000	9	100.0	88.9	0.0
2001	9	100.0	100.0	0.0
2002	9	100.0	100.0	0.0
2003	9	100.0	100.0	0.0
2004	9	100	88.9	0.0

C(I) Mandatory Compliant C(G) Guide Compliant NS Not sampled or insufficiently sampled.

Appendix 3: Roles and Responsibilities

The local authorities, the Environmental Protection Agency and the Department of Environment, Heritage and Local Government each have specified roles in the administration of the legislation concerning the quality of bathing waters.

Local Authorities

Sampling and Investigations

Local authorities are required to sample (or arrange for the sampling of) waters at the bathing areas for which they are responsible. These samples must be taken at specified locations, at a required frequency and as far as possible, analysed using specified methodologies. Local authorities are also responsible for conducting periodic investigations of conditions which may affect the quality of bathing waters for the purpose of determining the volume, nature and effect of all potentially polluting discharges at the bathing areas.

Where bathing waters do not comply with the specified standards, local authorities are required to give public notice of this fact and to undertake the necessary measures to ensure compliance with standards. However, deviations of water quality standards caused by floods, other natural disasters or abnormal weather conditions should not be taken into consideration in determining compliance with the standards.

Access to Information

Each local authority involved in sampling of water at the designated bathing areas must establish and maintain a register of sampling results which should be made available for inspection by any person during office hours.

During the bathing season, the results of sampling should be displayed at or near the bathing area or alternative arrangements should be made for their availability to the public at the area concerned. The results displayed should be updated regularly, at least every four

weeks and location of the sampling point(s) should be indicated on a map displayed at or near the bathing area.

Reporting of Results

Local Authorities are required to forward monitoring results and reports annually to the EPA at the end of the bathing season. A new web based reporting system was set up in 2003 to help streamline the reporting process.

Environmental Protection Agency

The role of the Environmental Protection Agency is to collate the water quality results from each local authority involved and to compile a national report, which is sent to the European Commission. The results from 2004 which were sent to the European Commission in December 2004 are incorporated in this report, which also includes additional explanatory material for the general reader.


This national overview, together with similar reports from other member states are assembled into one single European-wide document, which is published annually by the Commission.

An additional role extended to the Environmental Protection Agency in 2001 is the authorisation of departures from bathing water quality standards under specific circumstances. Prior to 2001, the Minister for the Environment, Heritage and Local Government had this responsibility. These National Regulations allow the EPA to grant a departure to a local authority only where:

The departure may be granted on condition that it does not constitute a public health hazard. The granting of the departure may also be subject to conditions specified by the EPA and may be restricted to a specified time period.

Department of Environment and Local Government

The role of the Minister for Environment, Heritage and Local Government includes the



preparation of the National Regulations and their updating according as the need arises.

Blue Flag Beaches

The Blue Flag Scheme is a voluntary scheme administered in Ireland by An Taisce and at European level by the Foundation for Environmental Education in Europe (FEEE). To receive a blue flag, a bathing site, in addition to maintaining a high standard of water quality, must meet specified objectives with regard to the provision of safety services and facilities, environmental management of the beach area and environmental education. The Environmental Protection Agency has co-operated with An Taisce to check that all water quality results obtained by both organisations for the 2004 bathing season are comparable. The analysis of bathing water in respect of the Directive is separate from, although complementary to, the European Blue Flag Scheme. The EPA also participates in the National Blue Flag Jury, which assists in the initial assessment of the Irish applicants for the Blue Flag Award.

Appendix 4: Compliance Status for designated bathing areas

<i>Responsible Local Authority</i>	<i>Bathing Area</i>	<i>Compliance With:</i>		
		EU Mandatory	EU Guide	NLV
Clare County Council	Ballyallia	√	√	√
	Ballycuggeran	√	√	√
	Bishopsquarter	√	√	√
	Cappagh Pier, Kilrush	√	√	√
	Fanore	√	√	√
	Kilkee	√	√	√
	Lahinch	√	√	√
	Mountshannon	√	√	√
	Spanish Point	√	√	√
	White Strand, Doonbeg	√	√	√
	White Strand, Miltown Malbay	√	√	√
Cork County Council	Barley Cove	√	√	√
	Claycastle	√	√	√
	Coolmaine	√	x	√
	Fountainstown	√	x	√
	Garretstown	√	√	√
	Garrylucas, White Strand	√	√	√
	Garryvoe	√	√	√
	Inchydoney	√	√	√
	Owenahincha	√	√	√
	Redbarn	√	x	√
	Tragumna	√	√	√
	Warren	√	√	√
	Youghal, Main Beach	√	√	√



<i>Responsible Local Authority</i>	<i>Bathing Area</i>	<i>Compliance With:</i>		
		EU Mandatory	EU Guide	NLV
Donegal County Council	Ballyhernan	√	√	√
	Bundoran	√	√	√
	Carrickfinn	√	√	√
	Culdaff	√	√	√
	Downings	√	√	√
	Drumatinny	√	√	√
	Fintra	√	√	√
	Killahoey	√	√	√
	Lady's Bay	√	√	√
	Lisfannon	√	√	√
	Marble Hill	√	√	√
	Murvagh	√	√	√
	Naran, Portnoo	√	√	√
	Port Arthur	√	√	√
	Portnablagh	√	√	√
	Portsalon	√	√	√
	Rathmullan	√	√	√
	Rossnowlagh	√	√	√
	Shroove	√	√	√
Dublin City Council	Dollymount Strand	√	√	x
	Merrion Strand	√	x	x
	Sandymount Strand	√	x	x
Dun Laoghaire-Rathdown County Council	Killiney	√	√	√
	Seapoint	√	√	x

<i>Responsible Local Authority</i>	<i>Bathing Area</i>	<i>Compliance With:</i>		
		EU Mandatory	EU Guide	NLV
Fingal County Council	Balbriggan	x	x	x
	Donabate	√	√	√
	Loughshinny	√	x	x
	Malahide	√	√	√
	Portmarnock	√	√	x
	Portrane	√	√	x
	Rush, South Beach	√	x	x
	Skerries	x	x	x
	Sutton, Burrow Beach	√	x	x
Galway County Council	An Cnoc, Inverin	√	√	x
	Bathing Place at Loughrea Lake	√	√	√
	Bathing Place at Portumna	√	√	x
	Beach at Spiddal Pier	√	√	x
	Cill Muirbhte, Inis Mor	√	√	√
	Clifden	√	x	x
	Gortin, Cloch Na Ron	√	√	√
	Na Forbacha	√	√	x
	Spiddal, Main Beach	√	x	√
	Tra An Doilin, Ceathru Rua	√	√	√
	Tra Chaladh Bhfuinnse	√	√	√
	Traught, Kinvara	√	√	√
Galway City Council	Salthill	√	√	√
	Silver Strand	√	√	√

<i>Responsible Local Authority</i>	<i>Bathing Area</i>	<i>Compliance With:</i>		
		EU Mandatory	EU Guide	NLV
Kerry County Council	Ballinskelligs	√	√	√
	Ballybunion North	√	√	√
	Ballybunion South	√	√	√
	Ballyheigue	√	√	√
	Banna Strand	√	√	√
	Castlegregory	√	√	√
	Derrynane	√	√	√
	Fenit	√	√	√
	Inch	√	√	√
	Inny, Waterville	√	√	x
	Kells	√	√	√
	Maharabeg	√	√	√
	Rossbeigh, White Strand	√	√	√
	Ventry	√	√	√
	White Strand, Caherciveen	√	√	x
Leitrim County Council	Keeldra	√	x	x
Louth County Council	Clogherhead	√	√	√
	Port, Lurganboy	√	√	√
	Seapoint	√	√	√
	Shelling Hill Templetown	√	√	√

<i>Responsible Local Authority</i>	<i>Bathing Area</i>	<i>Compliance With:</i>		
		EU Mandatory	EU Guide	NLV
Mayo County Council	Bertra	√	√	x
	Carrawmore	√	√	√
	Doogort	√	√	√
	Dooega, Achill	√	√	√
	Elly Bay, Belmullet	√	√	√
	Golden Strand, Achill	√	√	√
	Keel, Achill	√	√	√
	Keem, Achill	√	√	√
	Killala, Ross Strand	√	√	√
	Louisburgh, Old Head Beach	√	√	√
	Louisburgh, Silver Strand	√	√	√
	Mullaghroe	√	√	√
	Mulranny	√	√	√
	Rinroe, Carratigue	√	√	√
	The Harbour , Clare Island	√	√	√
Meath County Council	Laytown/Bettystown	√	x	x
Sligo County Council	Enniscrone	√	√	√
	Mullaghmore	√	√	√
	Rosses Point	√	√	√
Waterford County Council	Ardmore	√	√	√
	Bonmahon	√	√	√
	Clonea, East	√	√	√
	Dunmore East, Counsellors Strand	√	√	x
	Dunmore East, Main Strand	x	x	x
	Tramore, Main Strand	√	√	x
Westmeath County Council	Lilliput, Lough Ennel	√	√	√
	Portnashangan, Lough Owel	√	√	√
	The Cut, Lough Lene	√	√	√

<i>Responsible Local Authority</i>	<i>Bathing Area</i>	<i>Compliance With:</i>		
		EU Mandatory	EU Guide	NLV
Wexford County Council	Ballymoney	√	√	x
	Courtown, North Beach	√	√	x
	Curracloe	√	√	x
	Duncannon	√	√	x
	Morriscastle	√	√	x
	Rosslare Strand	√	√	x
Wicklow County Council	Bray Beach	√	x	√
	Brittas Bay North	√	√	x
	Brittas Bay South	√	√	x
	Clogga Beach	√	√	√
	Greystones	√	√	√
	Silver Strand	√	√	√



USER COMMENT FORM

Completed comments to be forwarded to: The Office of Environmental Assessment, Environmental Protection Agency, PO Box 3000, Johnstown Castle Estate, County Wexford.

Document Title: **Bathing Water Quality in Ireland (2004)**

CONTENTS:

STYLE:

INFORMATION:

SUGGESTIONS FOR FUTURE EDITIONS:

NAME: _____

ORGANISATION: _____

ADDRESS: _____

PHONE: _____
FAX: _____

DATE: _____
