

GREEN PUBLIC PROCUREMENT

Monitoring and Reporting by
Government Departments

2021 REFERENCE YEAR

GREEN PUBLIC PROCUREMENT

Monitoring and Reporting by
Government Departments

2021 Reference Year

Published by:

Environmental Protection Agency
An Ghníomhaireacht um Chaomhnú Comhshaoil
PO Box 3000
Johnstown Castle Estate
County Wexford, Ireland

Telephone: +353 53 9160600

E-mail: info@epa.ie

Fax: +353 53 916 0699

Website: www.epa.ie

LoCall: 1890 33 55 99

ISBN: 978-1-80009-096-5

© Environmental Protection Agency 2023

CONTENTS

1. Executive Summary	01
2. Introduction	04
3. Obligations to Monitor and Report on GPP	05
4. Scope of Reporting	06
5. Guidelines for Determining a Green Procurement	08
6. Findings	09
7. Conclusion & Recommendations	14
Appendix 1 – Reporting Template	16
Appendix 2 – List of Government Departments	19
Appendix 3 – Government Department Returns	20
Department of Agriculture, Food and the Marine	20
Department of Children, Equality, Disability, Integration & Youth	22
Department of Defence	24
Department of Education	26
Department of Enterprise, Trade and Employment	28
Department of Environment, Climate and Communications	29
Department of Finance	31
Department of Foreign Affairs	34
Department of Further and Higher Education, Research, Innovation & Science	36
Department of Health	38
Department of Housing, Local Government and Heritage	40
Department of Justice	42
Department of Public Expenditure and Reform	44
Department of Rural and Community Development	46
Department of Social Protection	48
Department of the Taoiseach	50
Department of Tourism, Culture, Arts, Gaeltacht, Sport & Media	52
Department of Transport	54
Appendix 4 – GPP in Annual Reports for 2021	56

1. EXECUTIVE SUMMARY

This is the second report on Green Public Procurement activity by Government Departments, relating to reference year 2021.¹ The report provides an overview of the obligations to monitor and report on GPP, describes the scope of reporting and presents a summary of the findings, conclusions and recommendations.



The Climate Action Plan 2019 assigned lead responsibility to the Environmental Protection Agency (EPA) for measuring and reporting Green Public Procurement (GPP) implementation by Government Departments on an annual basis, starting with reference year 2020.

All 18 Government Departments provided returns for 2021 reference year, which requested data for GPP implementation at contract level, where the contract value was greater than €25,000 and the contract was signed in calendar year 2021.

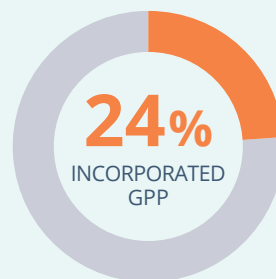
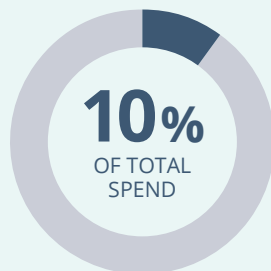
Government Departments reported:

A total spend of

€54.954 million

on contracts over €25,000, which were signed in 2021 and included green criteria.

This represents an average of **10%** of the total spend reported on contracts over €25,000.²



24% of the total number of procurement contracts over €25,000 which were signed in 2021 were **REPORTED TO HAVE INCORPORATED GPP**³

(continued on following page)

¹ The first report was published by the EPA in 2022: **Green Public Procurement Monitoring and Reporting by Government Departments: 2020 Reference Year.**

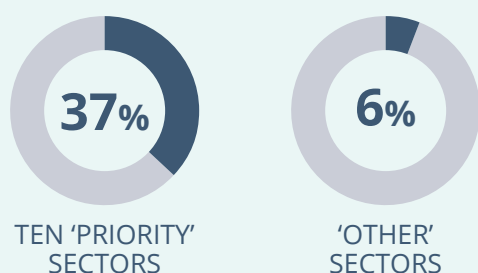
² For 2020 reference year, a total spend of €53.765 million on contracts over €25,000, which were signed in 2020 and that included green criteria was reported, which represented an average of 17% of the total spend reported on contracts over €25,000.

³ For 2020 reference year, of the total number of procurement contracts over €25,000 which were signed in 2020, 26% were reported to have incorporated GPP.

Government Departments reported:

In relation to ten 'priority' sectors for which national GPP criteria sets are published, green criteria were incorporated in 37% of the spend reported, representing 30% of the number of contracts. In relation to 'other' sectors reported, green criteria were incorporated in 6% of the spend, representing 22% of the number of contracts.⁴

GREEN CRITERIA INCORPORATED IN REPORTED SPEND:



1 department reported no spend on contracts over €25,000 in 2021

THERE WERE FOUR 'PRIORITY' SECTORS FOR WHICH NO CONTRACTS WERE REPORTED:



There were '**other**' sectors (i.e. those for which no national GPP criteria are published) where green criteria were incorporated, for example:



16 out of **18**

Government Departments reported on GPP in their 2021 Annual Reports⁵

The findings point to a low level of GPP implementation across Government Departments in 2021; lower than the levels reported for 2020 reference year in relation to the percentage of contract spend (17% in 2020, 10% in 2021) and percentage of contracts (26% in 2020, 24% in 2021) which incorporated green criteria. Similar to 2020, there was significant variation across Government Departments in the reported spend on contracts that included green criteria (ranging from 0% to 100%). This low level of implementation is a missed opportunity for Government Departments to purchase more resource efficient and less polluting goods, services and works within the marketplace. Government Departments need to place a greater focus on GPP implementation within their procurement processes, particularly for the ten priority sectors for which there is published national guidance and criteria sets.

The dataset is incomplete, with information gaps referenced in the returns as well as the potential for missing information given the lack of GPP tracking processes in some Departments (only 50% of Government Departments reported having a tracking system in place). There is significant scope for improvement in relation to incorporating GPP into procurement policy and plans (including the Corporate Procurement Plan) and to provide GPP training to relevant staff.

The increase in the number of Government Departments reporting on GPP in their Annual Reports is a positive indication of the awareness of the requirement of Department of Public Expenditure and Reform's Circular 20/2019.⁶

⁴ For 2020 reference year, in relation to the eight 'priority' sectors for which national GPP criteria sets were published, green criteria were incorporated in 81% of the spend reported, representing 48% of the number of contracts. In relation to 'other' sectors, green criteria were incorporated in 4% of the spend reported, representing 15% of the number of contracts.

⁵ Compared to 10 in 2020 Annual Reports.

⁶ Department of Public Expenditure and Reform's Circular 20/2019. www.gov.ie/en/circular/circular-20-2019/

The EPA will continue to work with Government Departments, the Office of Government Procurement and the Department of the Environment, Climate and Communications to support GPP implementation.

At a minimum, every Government Department should focus on the following:



Assigning senior level resources with a responsibility to ensure GPP is incorporated into procurement processes



Updating procurement procedures and policies (including the Corporate Procurement Plan) to include GPP



Ensuring that the relevant staff receive GPP training and are aware of the available guidance⁷



Ensuring that there are tracking systems to monitor and report on GPP implementation and in particular details on the type of green criteria applied



Ensuring that GPP data is included in published Annual Reports

2. INTRODUCTION

GREEN PUBLIC PROCUREMENT (GPP) IS DEFINED AS:

“A process whereby public authorities seek to procure goods, services and works with a reduced environmental impact throughout their life cycle when compared to goods, services and works with the same primary function that would otherwise be procured.”⁸

The public sector has a vital role to play in leading Ireland’s transition to a sustainable and carbon-neutral economy and society. The purchasing power of Ireland’s government sector (€21.9 billion annually⁹) has significant potential to reduce emissions and protect our environment while saving money over the full lifecycle of goods and services. Government commitment to green purchasing sends a powerful signal to the market that the Government requires goods, services and works that make the most positive contribution to our environment and can save money over their full lifecycle. It promotes innovation in the marketplace for goods and services with a reduced environmental impact.

A wide range of international, EU and national policy instruments and plans reference Sustainable or Green Public Procurement as an important tool in effecting environmental change, including UN Sustainable Development Goal 12.7, the European Green Deal, Ireland’s Climate Action Plans and Whole of Government Circular Economy Strategy.

The Climate Action Plan 2019 assigned lead responsibility to the Environmental Protection Agency (EPA) for an action that Government

Departments would measure and report on GPP on an annual basis, starting with calendar year 2020. The EPA’s first publication on GPP implementation by Government Departments for reference year 2020 reported a low level of implementation and discussed the requirement for further engagement with all stakeholders to support the efficient and effective collection of data annually. The EPA carried out the following activities in 2022 to support implementation of GPP across Government Departments:

- Conducted an online survey to gather feedback on the reporting template and data collation process.
- Hosted an online workshop focussed on identifying training needs, describing the data collection process and the reporting template.
- Offered six GPP training courses for procurers & specifiers in the public sector. Seventeen staff from seven Government Departments attended the training in 2022.
- Engaged with the Office of Government Procurement (OGP), including collaboration on the development of the online GPPCriteriaSearch tool¹⁰ and through participation in the national Strategic Procurement Advisory Group.

This is the second report in a series on GPP activity by Government Departments, collating and analysing data for reference year 2021. The report provides an overview of the obligations to monitor and report on GPP, describes the scope of reporting and presents a summary of the findings, conclusions and recommendations. Its publication fulfils Action PS/23/12/B of the Climate Action Plan 2023.

⁸ Commission Communication (COM (2008) 400) “Public procurement for a better environment”.

⁹ Public Procurement Indicators 2018 (DG GROW, 2021).

¹⁰ OGP GPPCriteriaSearch tool. gppcriteria.gov.ie

3.**OBLIGATIONS TO MONITOR & REPORT ON GPP**

The Department of Public Expenditure and Reform (D/PER) Circular 20/2019 states that:

- i. each Department should state in their next Corporate Procurement Plan where it intends to use green criteria in upcoming procurement processes.¹¹
- ii. starting with the 2020 Annual Report each Department must report annually on its green public procurement. The Annual Report must include information relating to the value of contracts agreed upon that included green criteria.

This monitoring & reporting requirement only applies to

- i. central Government Departments and
- ii. contracts valued at €25,000 and above.

The Climate Action Plan 2019 (Action 148) assigned lead responsibility to the EPA for an action that Government Departments would measure and report on GPP on an annual basis, starting with calendar year 2020.

The monitoring and reporting by Government Departments is to support the commitment under the Programme for Government: Our Shared Future which states that “we will mandate the inclusion of green criteria in all procurements using public funds, to be completed within 36 months”.

The Climate Action Plan 2023 states that “annual monitoring and reporting on GPP by Government Departments will continue” and that “GPP reporting structures and guidelines for public bodies will be developed in 2023/2024”.





¹¹ The OGP has developed an Information Note on developing a Corporate Procurement Plan and it is available at this link: www.gov.ie/en/publication/ce1f7-corporate-procurement-plan-december-2020/. Please contact support@ogp.gov.ie if you require support with this plan.

4. SCOPE OF REPORTING

While there is no standardised reporting system in place at EU level for monitoring GPP implementation, best practice examples from exemplar GPP regions indicate that monitoring systems should include a record of the number and value of tenders and/or awarded contracts which included GPP criteria.

The EPA, in co-operation with the Department of the Environment, Climate and Communications and the Office of Government Procurement, developed a reporting template for 2021 reference year reporting (Appendix 1). This sought information under the ten 'priority' sectors listed in the EPA's Green Public Procurement – Guidance for the Public Sector, published in September 2021 (Table 1).¹²

TABLE 1. PRIORITY SECTORS

 ROAD TRANSPORT VEHICLES & SERVICES	 INDOOR & OUTDOOR LIGHTING
 ICT PRODUCTS & SERVICES	 HEATING EQUIPMENT
 FOOD & CATERING SERVICES	 ENERGY-RELATED PRODUCTS
 CLEANING PRODUCTS & SERVICES	 PAPER PRODUCTS & PRINTING SERVICES
 DESIGN, CONSTRUCTION & MANAGEMENT OF OFFICE BUILDINGS	 TEXTILE PRODUCTS & SERVICES

'Other' sectors that represent government departmental spend (as demonstrated by the 2020 returns) were also included in the 2021 template (Table 2).

¹² Note that the 2020 reporting template had different priority sectors, linked to the eight national criteria sets published at the time and linked to EPA GPP Guidance published in 2014.

TABLE 2. OTHER SECTORS

 PROFESSIONAL SERVICES	 FURNITURE
 LABORATORY EQUIPMENT	 RESEARCH
 FACILITIES MANAGEMENT	 MARKETING
 MEDIA	 LICENSING

The reporting template was sent to all Government Departments in July 2022 with a request that the completed form be returned to the EPA by 30 September 2022.

The reporting template requested information about the number and value of contracts signed in 'priority' and 'other' sectors valued above €25,000 which included criteria designed to ensure that the product or service procured would have a reduced impact on the environment.

The EPA requested that information be reported at contract level, where the contract value was greater than €25,000 and the contract was signed in calendar year 2021. To avoid duplication of reporting across years, the EPA asked for information at signed contract stage only. It

should be noted that 2021 reporting to the EPA was for Government Department contracts only and not for agencies affiliated to those Government Departments.

The reporting template also requested some qualitative information, including whether the Department has a GPP policy or strategy, whether staff received training on GPP and whether the Department has a system for tracking GPP.

DPER's Circular 20/2019 requires Government Departments to report annually on their GPP activities in their published Annual Reports. Appendix 4 gives the status of GPP reporting in departmental Annual Reports for 2021 at the time of publication.

5. GUIDELINES FOR DETERMINING A GREEN PROCUREMENT

To determine if a contract was to be included in reporting, the following guidelines, which were developed in consultation with the OGP, were provided to the Departments:











- i. A contract can be included as a green procurement if criteria are included which are designed to ensure that the product or service procured will have a reduced impact on the environment.
- ii. Green criteria can be included in the procurement process:
 - When defining the subject matter of the contract
 - In the use of legislative/statutory requirements which have an environmental dimension
 - In the requirements for technical/professional ability of the tenderer
 - In the technical specifications
 - In the selection criteria
 - In the award criteria
 - In the application of Life Cycle Costing
 - In contract performance or management clauses

The guidance to Government Departments noted that examples of green criteria for each of the ten priority sectors could be found in the EPA's Green Procurement Guidance or on the EU GPP website. However, these were noted as non-exhaustive lists and additional criteria could be considered green as long as they were included in the tender process and they aimed to ensure the subject of the tender would have a reduced environmental impact.

6. FINDINGS

All 18 Government Departments replied to the data request. The quantitative data returned are summarised in Table 3 ('priority' sectors for which there are national criteria sets) and Table 4 ('other' sectors). The data provided by each Department is presented in Appendix 3.

TABLE 3. 2021 PRIORITY SECTOR DATA PROVIDED BY GOVERNMENT DEPARTMENTS

	A. Total number of contracts issued over €25,000 by priority sector (€)	B. Total value of contracts issued over €25,000 by priority sector (€)**	C. Total number of contracts issued over €25,000 by priority sector which have incorporated GPP (% of total)	D. Total value of contracts issued over €25,000 by priority sector which have incorporated GPP (% of total)**
 ENERGY-RELATED PRODUCTS	7	€4,928,414	5 (71%)	€4,250,000 (86%)
 FOOD & CATERING SERVICES	0	0	0	0
 HEATING EQUIPMENT	0	0	0	0
 ICT PRODUCTS & SERVICES	107	€33,027,287	10 (9%)	€7,317,137 (22%)
 INDOOR CLEANING SERVICES	12	€8,719,457	9 (75%)	€8,481,902 (97%)
 INDOOR & OUTDOOR LIGHTING	0	0	0	0
 OFFICE BUILDING DESIGN, CONSTRUCTION & MANAGEMENT	29	€18,107,921	15 (52%)	€4,057,898 (22%)
 PAPER PRODUCTS & PRINTING SERVICES	9	€1,264,566	6 (67%)	€965,602 (76%)
 TEXTILES PRODUCTS & SERVICES	0	0	0	0
 TRANSPORT	14	€459,816	8 (57%)	€304,816 (66%)
TOTAL	178	€68,507,461***	53 30%	€25,377,355**** (37%)




* As set out in the 2021 EPA GPP Guidance.

** Figures are exclusive of VAT.

*** Total spend on 33 contracts not reported.

**** Total spend on 8 GPP contracts not reported.

TABLE 4. 2021 OTHER SECTOR DATA PROVIDED BY GOVERNMENT DEPARTMENTS

OTHER SECTORS*	A. Total number of contracts signed over €25,000 by other sector (€)	B. Total value of contracts signed over €25,000 by other sector (€)**	C. Total number of contracts signed over €25,000 by other sector which have incorporated GPP (% of total)	D. Total value of contracts signed over €25,000 by other sector which have incorporated GPP (% of total)**
 PROFESSIONAL SERVICES	170	€269,187,687.00	12 (7%)	€3,738,775.00 (1.4%)
 LABORATORY EQUIPMENT	66	€11,663,511.00	44 (67%)	€4,952,946.00 (42%)
 FACILITIES MANAGEMENT	33	€10,985,355.89	10 (30%)	€2,512,000.00 (23%)
 MEDIA	9	€10,898,106.00	0 (0%)	€0.00 (0%)
 FURNITURE	0	€247,304.67	0 (0%)	€0.00 (0%)
 RESEARCH	43	€2,731,462.80	0 (0%)	€0.00 (0%)
 MARKETING	1	€26,792.50	1 (100%)	€26,792.50 (100%)
 LICENSING	2	€436,792.00	0 (0%)	€0.00 (0%)
OTHER (PLEASE ADD OTHER CATEGORIES WHERE RELEVANT)***	100	€154,081,469.87	24 (26%)	€18,346,061.00 (12%)
TOTAL	424	€460,256,481.73	91 (21%)	€29,576,574.50 (6%)

* Any other sectors which are not covered by published national GPP criteria. The eight sectors were provided in the reporting template with note to add others where relevant.

** Figures are exclusive of VAT.

*** Data for an additional 11 sectors were included in the returns: Veterinary & Farming, eGovernment, IT Professional Services, Transport Services to Islands, Training, Data, Pandemic Response Measures, Digital Certification Services, Consultancy, Consultancy Services for Environmental Assessments.

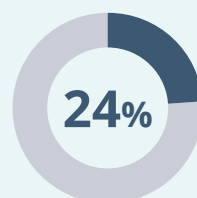
Key findings from the quantitative data:

- In 2021, there was a total spend of €54.954 million on contracts over €25,000 which were signed in 2021 and that included green criteria. This represents an average of 10% of the total spend reported on contracts over €25,000.¹³
- Of the total number of procurement contracts over €25,000 which were signed in 2021, 24% were reported to have incorporated GPP.¹⁴
- There was significant variation between Government Departments in the reported percentage spend on contracts that included green criteria (ranging from 0% to 100%). Some of this variation can relate to the type and level of procurement undertaken by government departments in the year of reporting.
- In relation to 'priority' sectors for which national GPP criteria sets are published (Table 3), green criteria were incorporated in 37% of the spend reported, representing 30% of the number of contracts. In relation to 'other' sectors (Table 4) green criteria were incorporated in 6% of the spend reported, representing 21% of the number of contracts.¹⁵
- There are missed opportunities for incorporating green criteria in contracts in 'priority' sectors for which national criteria are available (e.g. ICT Products and Services, with 107 contracts reported and 10 incorporating green criteria).
- There were four 'priority' sectors for which no contracts were reported: Food & Catering Services; Heating Equipment, Indoor & Outdoor Lighting, Textiles Products & Services.
- There were 'other' sectors (i.e. those for which no national GPP criteria are published) where green criteria were incorporated; for example laboratory equipment (42% of total spend of contracts incorporated green criteria) and facilities management (23% of total spend incorporated green criteria).
- One Department reported having no contracts over €25,000 in 2021.¹⁶

In 2021 there was a total spend of

€54.954 million

on contracts over €25,000, which were signed in 2021 and that included green criteria.¹³



of the total number of procurement contracts over €25,000 which were signed in 2021, were reported to have **incorporated GPP**¹⁴

THERE WERE FOUR 'PRIORITY' SECTORS FOR WHICH NO CONTRACTS WERE REPORTED:



Food & Catering Services



Indoor & Outdoor Lighting



Heating Equipment



Textiles Products & Services

The findings point to a low level of GPP implementation across Government Departments in 2021, with opportunities to increase implementation, particularly for "priority" sectors for which there are published national criteria.

The GPP dataset is incomplete and under-represents the true spend and number of contracts that included green criteria. For example, one Department reported four contracts for ICT Products and Services which included green criteria; but no information on the value of the contracts was reported. Another Department reported 33 contracts (with 4 incorporating GPP), but no information on the value of the contracts. Another potential gap in the dataset is missing information given the lack of GPP tracking processes in some Departments.

¹³ For 2020 reference year, a total spend of €53.765 million on contracts over €25,000, which were signed in 2020 and that included green criteria was reported, which represented an average of 17% of the total spend reported on contracts over €25,000.

¹⁴ For 2020 reference year, of the total number of procurement contracts over €25,000 which were signed in 2020, 26% were reported to have incorporated GPP.

¹⁵ For 2020 reference year, in relation to the eight 'priority' sectors for which national GPP criteria sets were published, green criteria were incorporated in 81% of the spend reported, representing 48% of the number of contracts. In relation to 'other' sectors, green criteria were incorporated in 4% of the spend reported, representing 15% of the number of contracts.

¹⁶ Compared to 4 in 2020 reference year.

DPER's Circular 20/2019 requires Government Departments to report annually on their GPP activities in their published Annual Reports from 2020 reference year onwards. In the 2021 Annual Reports (see **Appendix 4**):

16

departments reported on GPP

1

department did not report on GPP

1

department has not yet published their Annual Report

The increase in the number of Government Departments reporting on GPP (16 in 2021 Annual Reports, 10 in 2020 Annual Reports) is a positive indication of awareness of the requirement to report on GPP in Annual Reports.

The reporting template included some questions linked to GPP implementation:

**9**

departments have systems in place to collate and track GPP incorporation in procurement

3

departments stated that they plan to put a system in place

**10**

departments reported having no GPP policy or strategy in place

2

departments reported that this is something that is being developed

3

further departments stated that a GPP policy will be included in the Department's Corporate Procurement Plan

**6**

departments reported that no staff attended GPP training in 2021

2

of these departments stated that staff would be attending training in the near future

From these qualitative findings, there is significant scope for improvement in relation to having GPP tracking systems in place to support monitoring and reporting, to incorporate GPP into procurement policy and plans and to provide training to relevant staff.

Table 5 on the following page sets out key data from 2020 and 2021 reference years.

TABLE 5. KEY DATA FROM 2020 AND 2021 REFERENCE YEARS

	2020	2021
Total spend on contracts over €25,000	€322,310,497	€528,763,943
Total spend on contracts, over €25,000, which incorporated green criteria	€53,765,737	€54,953,929
Total number of contracts signed, over €25,000	511	602
Total number of contracts signed, over €25,000, which incorporated green criteria	131	144
Percentage of total contract spend which incorporated green criteria	17%	10%
Percentage of total number of contracts which incorporated green criteria	26%	24%
For ' priority ' sectors for which national GPP criteria sets are published, green criteria were incorporated in	81% of the spend reported, representing 48% of the number of contracts	37% of the spend reported, representing 30% of the number of contracts
In relation to ' other ' sectors reported, green criteria were incorporated in	4% of the spend reported, representing 15% of the number of contracts	6% of the spend, representing 22% of the number of contracts

7.

CONCLUSION & RECOMMENDATIONS

There was a low level of GPP implementation across Government Departments in 2021; lower than the levels reported for 2020 reference year in relation to the percentage of contract spend (17% in 2020, 10% in 2021) and percentage of contracts (26% in 2020, 24% in 2021) which incorporated green criteria. Similar to 2020, there was significant variation across Government Departments in the reported spend on contracts that included green criteria (ranging from 0% to 100%). This low level of implementation is a missed opportunity for Government Departments to purchase more resource efficient and less polluting goods, services and works within the marketplace. Government Departments need to place a greater focus on GPP implementation within their procurement processes, particularly for the ten priority sectors where there is published national guidance and criteria sets.

There are challenges in terms of the collation and reporting of data which need to be overcome

to form a complete picture of GPP activities in future reporting years. The dataset is incomplete, with information gaps referenced in the returns as well as the potential for missing information given the lack of GPP tracking systems in some Departments. There is significant scope for improvement in relation to incorporating GPP into procurement policy and plans (including the Corporate Procurement Plan) and to provide GPP training to relevant staff.

Continued engagement with Government Departments is required to improve data collation and ensure that the process is efficient, consistent, and the data returned are representative of GPP implementation. The method for monitoring GPP results may need to be adapted to take cognisance of developments which are not captured at procurement stage, such as progressive actions for reducing environmental impacts.

AT A MINIMUM, EVERY GOVERNMENT DEPARTMENT SHOULD PLACE A FOCUS ON THE FOLLOWING:



Assigning senior level resources with a responsibility to ensure GPP is incorporated into procurement processes



Updating procurement procedures and policies (including the Corporate Procurement Plan) to include GPP



Ensuring that the relevant staff receive GPP training and are aware of the available guidance¹⁷



Ensuring that there are tracking systems to monitor and report on GPP implementation and in particular details on the type of green criteria applied



Ensuring that GPP data is included in published Annual Reports

¹⁷ Resources | Environmental Protection Agency ([epa.ie](https://www.epa.ie)); Office of Government Procurement's [GPPCriteriaSearch](#)

The EPA will continue to work with Government Departments, the Office of Government Procurement and the Department of the Environment, Climate and Communications to support GPP implementation. The Climate Action Plan 2023 states that GPP reporting structures and guidelines for public bodies will be developed in 2023/2024 and the EPA will share learnings from the monitoring and reporting by Government Departments to inform this work. The EPA's GPP guidance and criteria sets will be kept up to date

with policy and legislation, as well as looking at the potential for new national criteria sets, aligning to EU GPP criteria or national needs.

A national GPP Strategy and Action Plan is currently under development led by the Department of the Environment, Climate and Communications. This national strategy will be welcome, to set targets for GPP implementation, and roles and responsibilities regarding GPP training, guidance, monitoring and reporting.



APPENDIX 1 – REPORTING TEMPLATE

Quantitative Data

REFERENCE YEAR 2021	A. Total number of contracts issued over €25,000 by priority sector	B. Total value of contracts issued over €25,000 by priority sector	C. Total number of contracts issued over €25,000 by priority sector which have incorporated GPP	D. Total value of contracts issued over €25,000 by priority sector which have incorporated GPP
PRIORITY SECTOR*				
ENERGY-RELATED PRODUCTS				
FOOD & CATERING SERVICES				
HEATING EQUIPMENT				
ICT PRODUCTS & SERVICES				
INDOOR CLEANING SERVICES				
INDOOR & OUTDOOR LIGHTING				
OFFICE BUILDING DESIGN, CONSTRUCTION & MANAGEMENT				
PAPER PRODUCTS & PRINTING SERVICES				
TEXTILES PRODUCTS & SERVICES				
TRANSPORT				
TOTAL				

* Ten sectors for which GPP criteria have been developed by the EPA, based on common EU criteria with adaptations to reflect the Irish market and procurement practices

REFERENCE YEAR 2021	A. Total number of contracts signed over €25,000 by other sector	B. Total value of contracts signed over €25,000 by other sector	C. Total number of contracts signed over €25,000 by other sector which have incorporated GPP	D. Total value of contracts signed over €25,000 by other sector which have incorporated GPP
OTHER SECTORS**				
PROFESSIONAL SERVICES				
LABORATORY EQUIPMENT				
FACILITIES MANAGEMENT				
MEDIA				
FURNITURE				
RESEARCH				
MARKETING				
LICENSING				
OTHER (PLEASE ADD OTHER CATEGORIES WHERE RELEVANT)				
TOTAL				

** Any other sectors which are not covered by EPA GPP criteria. Examples are listed here based on 2020 reporting by govt. departments but please add others where relevant

Qualitative Data

1	Does your department have a Sustainability Strategy?
2	Does your department have a GPP policy or strategy?
3	Does your department's Corporate Procurement Plan include information on where green criteria will be used in upcoming procurement processes?
4	How many people, if any, within your department received training on GPP in calendar year 2021?
5	For 2021 reference year, did your department have a system (procedure/process) for tracking GPP incorporation in procurement?
6	Please provide any additional feedback (in relation to this reporting template or other) that would be helpful to the EPA in future monitoring & reporting on GPP.
7	The EPA is looking for examples of GPP implementation in Government Depts and developing case studies. Have you any examples you'd be happy to share with us?

APPENDIX 2 – LIST OF GOVERNMENT DEPARTMENTS

- Department of Agriculture, Food and the Marine
- Department of Children, Equality, Disability, Integration and Youth
- Department of Defence
- Department of Education
- Department of Enterprise, Trade and Employment
- Department of Finance
- Department of Foreign Affairs
- Department of Further and Higher Education, Research, Innovation and Science
- Department of Health
- Department of Housing, Local Government and Heritage
- Department of Justice
- Department of Public Expenditure and Reform
- Department of Rural and Community Development
- Department of Social Protection
- Department of the Environment, Climate and Communications
- Department of the Taoiseach
- Department of Tourism, Culture, Arts, Gaeltacht, Sport and Media
- Department of Transport

APPENDIX 3 – GOVERNMENT DEPARTMENT RETURNS

Department of Agriculture, Food & the Marine

REFERENCE YEAR 2021	A. Total number of contracts issued over €25,000 by priority sector	B. Total value of contracts issued over €25,000 by priority sector	C. Total number of contracts issued over €25,000 by priority sector which have incorporated GPP	D. Total value of contracts issued over €25,000 by priority sector which have incorporated GPP
PRIORITY SECTOR*				
ENERGY-RELATED PRODUCTS	5	€4,250,000	5	€4,250,000
FOOD & CATERING SERVICES	—	—	—	—
HEATING EQUIPMENT	—	—	—	—
ICT PRODUCTS & SERVICES	2	€134,568	—	—
INDOOR CLEANING SERVICES	4	€5,530,000	4	€5,530,000
INDOOR & OUTDOOR LIGHTING	—	—	—	—
OFFICE BUILDING DESIGN, CONSTRUCTION & MANAGEMENT	29	€18,107,921	15	€4,057,898
PAPER PRODUCTS & PRINTING SERVICES	4	€587,965	2	€428,000
TEXTILES PRODUCTS & SERVICES	—	—	—	—
TRANSPORT	4	€185,000	1	€30,000
TOTAL (ALL PRIORITY SECTORS)	48	€28,795,454	27	€14,295,898

* Ten sectors for which GPP criteria have been developed by the EPA.

Department of Agriculture, Food & the Marine (continued)

REFERENCE YEAR 2021	A. Total number of contracts issued over €25,000 by other sector	B. Total value of contracts issued over €25,000 by other sector	C. Total number of contracts issued over €25,000 by other sector which have incorporated GPP	D. Total value of contracts issued over €25,000 by other sector which have incorporated GPP
OTHER SECTORS*				
PROFESSIONAL SERVICES	68	€203,992,776	8	€1,085,000
LABORATORY EQUIPMENT	56	€11,565,736	44	€4,952,946
FACILITIES MANAGEMENT	10	€1,672,000	8	€1,437,000
MEDIA	—	—	—	—
FURNITURE	—	—	—	—
RESEARCH	—	—	—	—
MARKETING	1	€26,793	1	€26,793
LICENSING	—	—	—	—
VETERINARY & FARMING	41	€21,550,015	12	€755,000
TOTAL (ALL NON-PRIORITY SECTORS)	176	€238,807,320	73	€8,256,739

* Other sectors which are not covered by EPA GPP criteria.

Department of Children, Equality, Disability, Integration and Youth

REFERENCE YEAR 2021	A. Total number of contracts issued over €25,000 by priority sector	B. Total value of contracts issued over €25,000 by priority sector	C. Total number of contracts issued over €25,000 by priority sector which have incorporated GPP	D. Total value of contracts issued over €25,000 by priority sector which have incorporated GPP
PRIORITY SECTOR*				
ENERGY-RELATED PRODUCTS	—	—	—	—
FOOD & CATERING SERVICES	—	—	—	—
HEATING EQUIPMENT	—	—	—	—
ICT PRODUCTS & SERVICES	—	—	—	—
INDOOR CLEANING SERVICES	—	—	—	—
INDOOR & OUTDOOR LIGHTING	—	—	—	—
OFFICE BUILDING DESIGN, CONSTRUCTION & MANAGEMENT	—	—	—	—
PAPER PRODUCTS & PRINTING SERVICES	1	€138,999.00	0	€0.00
TEXTILES PRODUCTS & SERVICES	—	—	—	—
TRANSPORT	—	—	—	—
TOTAL (ALL PRIORITY SECTORS)	1	€138,999.00	0	€0.00

* Ten sectors for which GPP criteria have been developed by the EPA.

Department of Children, Equality, Disability, Integration and Youth (continued)

REFERENCE YEAR 2021	A. Total number of contracts issued over €25,000 by other sector	B. Total value of contracts issued over €25,000 by other sector	C. Total number of contracts issued over €25,000 by other sector which have incorporated GPP	D. Total value of contracts issued over €25,000 by other sector which have incorporated GPP
OTHER SECTORS*				
PROFESSIONAL SERVICES	3	€6,275,000	n/a	n/a
LABORATORY EQUIPMENT	—	—	—	—
FACILITIES MANAGEMENT	1	€280,000	1	€280,000.00
MEDIA	—	—	—	—
FURNITURE	—	—	—	—
RESEARCH	—	—	—	—
MARKETING	—	—	—	—
LICENSING	1	€400,000.00	n/a	n/a
OTHER (PLEASE ADD OTHER CATEGORIES WHERE RELEVANT)	—	—	—	—
TOTAL (ALL NON-PRIORITY SECTORS)	5	€6,955,000.00	1	€280,000.00

* Other sectors which are not covered by EPA GPP criteria.

Department of Defence

REFERENCE YEAR 2021	A. Total number of contracts issued over €25,000 by priority sector	B. Total value of contracts issued over €25,000 by priority sector	C. Total number of contracts issued over €25,000 by priority sector which have incorporated GPP	D. Total value of contracts issued over €25,000 by priority sector which have incorporated GPP
PRIORITY SECTOR*				
ENERGY-RELATED PRODUCTS	—	—	—	—
FOOD & CATERING SERVICES	—	—	—	—
HEATING EQUIPMENT	—	—	—	—
ICT PRODUCTS & SERVICES	8	€10,465,083 plus expenditure on the demand led products	4	No fixed price as based on usage, based on demand throughout the year
INDOOR CLEANING SERVICES	1	€237,555.00	—	—
INDOOR & OUTDOOR LIGHTING	—	—	—	—
OFFICE BUILDING DESIGN, CONSTRUCTION & MANAGEMENT	—	—	—	—
PAPER PRODUCTS & PRINTING SERVICES	—	—	—	—
TEXTILES PRODUCTS & SERVICES	—	—	—	—
TRANSPORT	—	—	—	—
TOTAL (ALL PRIORITY SECTORS)	9	€10,702,638	4	No fixed price as based on usage, based on demand throughout the year

* Ten sectors for which GPP criteria have been developed by the EPA.

Department of Defence (continued)

REFERENCE YEAR 2021	A. Total number of contracts issued over €25,000 by other sector	B. Total value of contracts issued over €25,000 by other sector	C. Total number of contracts issued over €25,000 by other sector which have incorporated GPP	D. Total value of contracts issued over €25,000 by other sector which have incorporated GPP
OTHER SECTORS*				
PROFESSIONAL SERVICES	—	—	—	—
LABORATORY EQUIPMENT	—	—	—	—
FACILITIES MANAGEMENT	—	—	—	—
MEDIA	—	—	—	—
FURNITURE	N/A – purchased as needed through OPW furniture provider	€247,304.67	—	—
RESEARCH	—	—	—	—
MARKETING	—	—	—	—
LICENSING	—	—	—	—
OTHER (PLEASE ADD OTHER CATEGORIES WHERE RELEVANT)	—	—	—	—
TOTAL (ALL NON-PRIORITY SECTORS)	—	€247,304.67	—	—

* Other sectors which are not covered by EPA GPP criteria.

Department of Education

REFERENCE YEAR 2021	A. Total number of contracts issued over €25,000 by priority sector	B. Total value of contracts issued over €25,000 by priority sector	C. Total number of contracts issued over €25,000 by priority sector which have incorporated GPP	D. Total value of contracts issued over €25,000 by priority sector which have incorporated GPP
PRIORITY SECTOR*				
ENERGY-RELATED PRODUCTS	—	—	—	—
FOOD & CATERING SERVICES	—	—	—	—
HEATING EQUIPMENT	—	—	—	—
ICT PRODUCTS & SERVICES	28	€5,585,466	2	€513,137
INDOOR CLEANING SERVICES	—	—	—	—
INDOOR & OUTDOOR LIGHTING	—	—	—	—
OFFICE BUILDING DESIGN, CONSTRUCTION & MANAGEMENT	—	—	—	—
PAPER PRODUCTS & PRINTING SERVICES	—	—	—	—
TEXTILES PRODUCTS & SERVICES	—	—	—	—
TRANSPORT	—	—	—	—
TOTAL (ALL PRIORITY SECTORS)	28	€5,585,466	2	€513,137

* Ten sectors for which GPP criteria have been developed by the EPA.

Department of Education (continued)

REFERENCE YEAR 2021	A. Total number of contracts issued over €25,000 by other sector	B. Total value of contracts issued over €25,000 by other sector	C. Total number of contracts issued over €25,000 by other sector which have incorporated GPP	D. Total value of contracts issued over €25,000 by other sector which have incorporated GPP
OTHER SECTORS*				
PROFESSIONAL SERVICES	4	€346,980	0	0
LABORATORY EQUIPMENT	—	—	—	—
FACILITIES MANAGEMENT	1	€26,664	0	0
MEDIA	—	—	—	—
FURNITURE	—	—	—	—
RESEARCH	—	—	—	—
MARKETING	—	—	—	—
LICENSING	—	—	—	—
OTHER (PLEASE ADD OTHER CATEGORIES WHERE RELEVANT)	—	—	—	—
TOTAL (ALL NON-PRIORITY SECTORS)	5	€373,644	0	0

* Other sectors which are not covered by EPA GPP criteria.

Department of Enterprise, Trade & Employment*

REFERENCE YEAR 2021	A. Total number of contracts issued over €25,000 by priority sector	B. Total value of contracts issued over €25,000 by priority sector	C. Total number of contracts issued over €25,000 by priority sector which have incorporated GPP	D. Total value of contracts issued over €25,000 by priority sector which have incorporated GPP
PRIORITY SECTOR**				
TRANSPORT	—	—	—	—
CONSTRUCTION	—	—	—	—
ENERGY	—	—	—	—
FOOD & CATERING SERVICES	—	—	—	—
CLEANING PRODUCTS & SERVICES	—	—	—	—
TEXTILES	—	—	—	—
IT EQUIPMENT	1	€154,000	1	€154,000
PAPER	—	—	—	—
OTHER				
CONSULTANCY	8	€666,407	—	—
LEGAL SERVICES	3	€238,957	—	—
RECRUITMENT SERVICES	1	€37,000	—	—
TOTAL (ALL PRIORITY SECTORS)	13	€1,096,364	1	€154,000

* DETE reported using the 2020 template.

** Ten sectors for which GPP criteria have been developed by the EPA.

Department of Environment, Climate & Communications

REFERENCE YEAR 2021	A. Total number of contracts issued over €25,000 by priority sector	B. Total value of contracts issued over €25,000 by priority sector	C. Total number of contracts issued over €25,000 by priority sector which have incorporated GPP	D. Total value of contracts issued over €25,000 by priority sector which have incorporated GPP
PRIORITY SECTOR*				
ENERGY-RELATED PRODUCTS	—	—	—	—
FOOD & CATERING SERVICES	—	—	—	—
HEATING EQUIPMENT	—	—	—	—
ICT PRODUCTS & SERVICES	1	€67,453	—	—
INDOOR CLEANING SERVICES	—	—	—	—
INDOOR & OUTDOOR LIGHTING	—	—	—	—
OFFICE BUILDING DESIGN, CONSTRUCTION & MANAGEMENT	—	—	—	—
PAPER PRODUCTS & PRINTING SERVICES	—	—	—	—
TEXTILES PRODUCTS & SERVICES	—	—	—	—
TRANSPORT	—	—	—	—
TOTAL (ALL PRIORITY SECTORS)	1	€67,453	—	—

* Ten sectors for which GPP criteria have been developed by the EPA.

Department of Environment, Climate & Communications (continued)

REFERENCE YEAR 2021	A. Total number of contracts issued over €25,000 by other sector	B. Total value of contracts issued over €25,000 by other sector	C. Total number of contracts issued over €25,000 by other sector which have incorporated GPP	D. Total value of contracts issued over €25,000 by other sector which have incorporated GPP
OTHER SECTORS*				
PROFESSIONAL SERVICES	—	—	—	—
LABORATORY EQUIPMENT	—	—	—	—
FACILITIES MANAGEMENT	—	—	—	—
MEDIA	—	—	—	—
FURNITURE	—	—	—	—
RESEARCH	—	—	—	—
MARKETING	—	—	—	—
LICENSING	—	—	—	—
CONSULTANCY SERVICES FRAMEWORK FOR ENVIRONMENTAL ASSESSMENTS	2	€248,097	2	€248,097
TOTAL (ALL NON-PRIORITY SECTORS)	2	€248,097	2	€248,097

* Other sectors which are not covered by EPA GPP criteria.

Department of Finance

REFERENCE YEAR 2021	A. Total number of contracts issued over €25,000 by priority sector	B. Total value of contracts issued over €25,000 by priority sector	C. Total number of contracts issued over €25,000 by priority sector which have incorporated GPP	D. Total value of contracts issued over €25,000 by priority sector which have incorporated GPP
PRIORITY SECTOR*				
ENERGY-RELATED PRODUCTS	—	—	—	—
FOOD & CATERING SERVICES	—	—	—	—
HEATING EQUIPMENT	—	—	—	—
ICT PRODUCTS & SERVICES	—	—	—	—
INDOOR CLEANING SERVICES	<p>The Department had two contracts in this priority sector:</p> <p>(1) A cleaning products and services contract on a shared service basis between the Department of Finance, the Department of Public Expenditure & Reform and the Comptroller and Auditor General (C&AG), and</p> <p>(2) A window cleaning contract on a shared service basis between the Department of Finance and the Department of Public Expenditure & Reform.</p>	<p>(1) The total value of the cleaning products and services contract over its 4-year term is €1.8 million (VAT exclusive). The contract was procured in 2021 via an Office of Government Procurement (OGP) Framework.</p> <p>(2) The total value of the window cleaning contract over its 4 year term is €31,902 (VAT exclusive). The contract was procured in 2020 via an Office of Government Procurement (OGP) Framework.</p>	<p>The Department had two contracts in operation during 2021 which incorporated GPP:</p> <p>(1) The first contract for the provision of cleaning products and services specified sustainability requirements for all cleaning products, materials and detergent.</p> <p>(2) The second contract for the provision of window cleaning services specified sustainability requirements for all its cleaning products, materials and detergents.</p>	<p>The total value of contracts incorporating GPP in this priority sector is €1,831,902 (VAT exclusive), comprising the following breakdown:</p> <p>(1) Cleaning Products and Services – €1.8 million over its 4 year term from 2021 to 2025</p> <p>and</p> <p>(2) Window Cleaning – €31,902 over its 4 year term from 2020 to 2024.</p>

* Ten sectors for which GPP criteria have been developed by the EPA.

Department of Finance (continued)

REFERENCE YEAR 2021	A. Total number of contracts issued over €25,000 by priority sector	B. Total value of contracts issued over €25,000 by priority sector	C. Total number of contracts issued over €25,000 by priority sector which have incorporated GPP	D. Total value of contracts issued over €25,000 by priority sector which have incorporated GPP
PRIORITY SECTOR*				
INDOOR & OUTDOOR LIGHTING	—	—	—	—
OFFICE BUILDING DESIGN, CONSTRUCTION & MANAGEMENT	—	—	—	—
PAPER PRODUCTS & PRINTING SERVICES	—	—	—	—
TEXTILES PRODUCTS & SERVICES	—	—	—	—
TRANSPORT	—	—	—	—
TOTAL (ALL PRIORITY SECTORS)	2	€1,831,902 (VAT Exclusive)	2	€1,831,902 (VAT Exclusive)

* Ten sectors for which GPP criteria have been developed by the EPA.

Department of Finance (continued)

REFERENCE YEAR 2021	A. Total number of contracts issued over €25,000 by other sector	B. Total value of contracts issued over €25,000 by other sector	C. Total number of contracts issued over €25,000 by other sector which have incorporated GPP	D. Total value of contracts issued over €25,000 by other sector which have incorporated GPP
OTHER SECTORS*				
PROFESSIONAL SERVICES	2	€134,519	—	—
LABORATORY EQUIPMENT	—	—	—	—
FACILITIES MANAGEMENT	** To note, whilst 'Indoor Cleaning Services' fall within the ambit of Facilities Management, this return format requires it to be recorded / classified in the 'Priority Sector' return above.	** See return re 'Indoor Cleaning Services' above	** See return re 'Indoor Cleaning Services' above	** See return re 'Indoor Cleaning Services' above
MEDIA	1	€39,686	—	—
FURNITURE	—	—	—	—
RESEARCH	3	€751,749	—	—
MARKETING	—	—	—	—
LICENSING	—	—	—	—
OTHER (PLEASE ADD OTHER CATEGORIES WHERE RELEVANT)	—	—	—	—
TOTAL (ALL NON-PRIORITY SECTORS)	6	€925,954 (VAT exclusive)	—	—

* Other sectors which are not covered by EPA GPP criteria.

Department of Foreign Affairs

REFERENCE YEAR 2021	A. Total number of contracts issued over €25,000 by priority sector	B. Total value of contracts issued over €25,000 by priority sector	C. Total number of contracts issued over €25,000 by priority sector which have incorporated GPP	D. Total value of contracts issued over €25,000 by priority sector which have incorporated GPP
PRIORITY SECTOR*				
ENERGY-RELATED PRODUCTS	—	—	—	—
FOOD & CATERING SERVICES	—	—	—	—
HEATING EQUIPMENT	—	—	—	—
ICT PRODUCTS & SERVICES	—	—	—	—
INDOOR CLEANING SERVICES	—	—	—	—
INDOOR & OUTDOOR LIGHTING	—	—	—	—
OFFICE BUILDING DESIGN, CONSTRUCTION & MANAGEMENT	—	—	—	—
PAPER PRODUCTS & PRINTING SERVICES	—	—	—	—
TEXTILES PRODUCTS & SERVICES	—	—	—	—
TRANSPORT	—	—	—	—
TOTAL (ALL PRIORITY SECTORS)	—	—	—	—

* Ten sectors for which GPP criteria have been developed by the EPA.

Department of Foreign Affairs (continued)

REFERENCE YEAR 2021	A. Total number of contracts issued over €25,000 by other sector	B. Total value of contracts issued over €25,000 by other sector	C. Total number of contracts issued over €25,000 by other sector which have incorporated GPP	D. Total value of contracts issued over €25,000 by other sector which have incorporated GPP
OTHER SECTORS*				
PROFESSIONAL SERVICES	9	€26,913,233	1	€480,000
LABORATORY EQUIPMENT	—	—	—	—
FACILITIES MANAGEMENT	—	—	—	—
MEDIA	—	—	—	—
FURNITURE	—	—	—	—
RESEARCH	—	—	—	—
MARKETING	—	—	—	—
LICENSING	—	—	—	—
CONSULTANCY	17	€1,530,283	2	€70,000
TOTAL (ALL NON-PRIORITY SECTORS)	26	€28,443,516	3	€550,000

* Other sectors which are not covered by EPA GPP criteria.

Department of Further and Higher Education, Research, Innovation & Science

REFERENCE YEAR 2021	A. Total number of contracts issued over €25,000 by priority sector	B. Total value of contracts issued over €25,000 by priority sector	C. Total number of contracts issued over €25,000 by priority sector which have incorporated GPP	D. Total value of contracts issued over €25,000 by priority sector which have incorporated GPP
PRIORITY SECTOR*				
ENERGY-RELATED PRODUCTS	—	—	—	—
FOOD & CATERING SERVICES	—	—	—	—
HEATING EQUIPMENT	—	—	—	—
ICT PRODUCTS & SERVICES	—	—	—	—
INDOOR CLEANING SERVICES	—	—	—	—
INDOOR & OUTDOOR LIGHTING	—	—	—	—
OFFICE BUILDING DESIGN, CONSTRUCTION & MANAGEMENT	—	—	—	—
PAPER PRODUCTS & PRINTING SERVICES	—	—	—	—
TEXTILES PRODUCTS & SERVICES	—	—	—	—
TRANSPORT	—	—	—	—
TOTAL (ALL PRIORITY SECTORS)	—	—	—	—

* Ten sectors for which GPP criteria have been developed by the EPA.

Department of Further and Higher Education, Research, Innovation & Science (continued)

REFERENCE YEAR 2021	A. Total number of contracts issued over €25,000 by other sector	B. Total value of contracts issued over €25,000 by other sector	C. Total number of contracts issued over €25,000 by other sector which have incorporated GPP	D. Total value of contracts issued over €25,000 by other sector which have incorporated GPP
OTHER SECTORS*				
PROFESSIONAL SERVICES	4	€465,128	1	€127,150
LABORATORY EQUIPMENT	—	—	—	—
FACILITIES MANAGEMENT	—	—	—	—
MEDIA	—	—	—	—
FURNITURE	—	—	—	—
RESEARCH	—	—	—	—
MARKETING	—	—	—	—
LICENSING	—	—	—	—
OTHER (PLEASE ADD OTHER CATEGORIES WHERE RELEVANT)	—	—	—	—
TOTAL (ALL NON-PRIORITY SECTORS)	4	€465,128	1	€127,150

* Other sectors which are not covered by EPA GPP criteria.

Department of Health

REFERENCE YEAR 2021	A. Total number of contracts issued over €25,000 by priority sector	B. Total value of contracts issued over €25,000 by priority sector	C. Total number of contracts issued over €25,000 by priority sector which have incorporated GPP	D. Total value of contracts issued over €25,000 by priority sector which have incorporated GPP
PRIORITY SECTOR*				
ENERGY-RELATED PRODUCTS	—	—	—	—
FOOD & CATERING SERVICES	—	—	—	—
HEATING EQUIPMENT	—	—	—	—
ICT PRODUCTS & SERVICES	5	€1,659,192	0	0
INDOOR CLEANING SERVICES	—	—	—	—
INDOOR & OUTDOOR LIGHTING	—	—	—	—
OFFICE BUILDING DESIGN, CONSTRUCTION & MANAGEMENT	—	—	—	—
PAPER PRODUCTS & PRINTING SERVICES	1	€75,000	1	€75,000
TEXTILES PRODUCTS & SERVICES	—	—	—	—
TRANSPORT	—	—	—	—
TOTAL (ALL PRIORITY SECTORS)	6	€1,734,192	1	€75,000

* Ten sectors for which GPP criteria have been developed by the EPA.

Department of Health (continued)

REFERENCE YEAR 2021	A. Total number of contracts issued over €25,000 by other sector	B. Total value of contracts issued over €25,000 by other sector	C. Total number of contracts issued over €25,000 by other sector which have incorporated GPP	D. Total value of contracts issued over €25,000 by other sector which have incorporated GPP
OTHER SECTORS*				
PROFESSIONAL SERVICES	10	€834,744	1	€46,625
LABORATORY EQUIPMENT	—	—	—	—
FACILITIES MANAGEMENT	—	—	—	—
MEDIA	3	€228,106	0	0
FURNITURE	—	—	—	—
RESEARCH	—	—	—	—
MARKETING	—	—	—	—
LICENSING	1	€36,792	0	0
DATA	1	€120,000	1	€120,000
PANDEMIC RESPONSE MEASURES	2	€30,166,290	0	0
DIGITAL CERTIFICATION SERVICES	1	€6,500,000	1	€6,500,000
TOTAL (ALL NON-PRIORITY SECTORS)	18	€37,885,932	3	€6,666,625

* Other sectors which are not covered by EPA GPP criteria.

Department of Housing, Local Government & Heritage

REFERENCE YEAR 2021	A. Total number of contracts issued over €25,000 by priority sector	B. Total value of contracts issued over €25,000 by priority sector	C. Total number of contracts issued over €25,000 by priority sector which have incorporated GPP	D. Total value of contracts issued over €25,000 by priority sector which have incorporated GPP
PRIORITY SECTOR*				
ENERGY-RELATED PRODUCTS	—	—	—	—
FOOD & CATERING SERVICES	—	—	—	—
HEATING EQUIPMENT	—	—	—	—
ICT PRODUCTS & SERVICES	21	€644,977.50 (VAT exclusive)	0	€0
INDOOR CLEANING SERVICES	1	€948,716.00 (VAT exclusive)	1	€948,716.00 (VAT exclusive)
INDOOR & OUTDOOR LIGHTING	—	—	—	—
OFFICE BUILDING DESIGN, CONSTRUCTION & MANAGEMENT	—	—	—	—
PAPER PRODUCTS & PRINTING SERVICES	1	€300,000 (VAT exclusive)	1	€300,000 (VAT exclusive)
TEXTILES PRODUCTS & SERVICES	—	—	—	—
TRANSPORT	1	€26,016.23 (VAT exclusive)	1	€26,016.23 (VAT exclusive)
TOTAL (ALL PRIORITY SECTORS)	24	€1,919,709.73	3	€1,274,732.23

* Ten sectors for which GPP criteria have been developed by the EPA.

Department of Housing, Local Government & Heritage (continued)

REFERENCE YEAR 2021	A. Total number of contracts issued over €25,000 by other sector	B. Total value of contracts issued over €25,000 by other sector	C. Total number of contracts issued over €25,000 by other sector which have incorporated GPP	D. Total value of contracts issued over €25,000 by other sector which have incorporated GPP
OTHER SECTORS*				
PROFESSIONAL SERVICES	36	€2,593,431.00 (VAT exclusive)	0	0
LABORATORY EQUIPMENT	9	€97,775.00 (VAT exclusive)	0	0
FACILITIES MANAGEMENT	18	€556,691.89 (VAT exclusive)	0	0
MEDIA	—	—	—	—
FURNITURE	—	—	—	—
RESEARCH	34	€873,391.8 (VAT exclusive)	0	0
MARKETING	—	—	—	—
LICENSING	—	—	—	—
OTHER (TRAINING)	2	€90,149.87 (VAT exclusive)	0	0
TOTAL (ALL NON-PRIORITY SECTORS)	99	€4,211,439.56 (VAT exclusive)	0	€0

* Other sectors which are not covered by EPA GPP criteria.

Department of Justice

REFERENCE YEAR 2021	A. Total number of contracts issued over €25,000 by priority sector	B. Total value of contracts issued over €25,000 by priority sector	C. Total number of contracts issued over €25,000 by priority sector which have incorporated GPP	D. Total value of contracts issued over €25,000 by priority sector which have incorporated GPP
PRIORITY SECTOR*				
ENERGY-RELATED PRODUCTS	—	—	—	—
FOOD & CATERING SERVICES	—	—	—	—
HEATING EQUIPMENT	—	—	—	—
ICT PRODUCTS & SERVICES	20	—	0	N/A
INDOOR CLEANING SERVICES	3	—	1	—
INDOOR & OUTDOOR LIGHTING	—	—	—	—
OFFICE BUILDING DESIGN, CONSTRUCTION & MANAGEMENT	—	—	—	—
PAPER PRODUCTS & PRINTING SERVICES	1	—	1	—
TEXTILES PRODUCTS & SERVICES	—	—	—	—
TRANSPORT	5	—	2	—
TOTAL (ALL PRIORITY SECTORS)	29	—	4	—

* Ten sectors for which GPP criteria have been developed by the EPA.

Department of Justice (continued)

REFERENCE YEAR 2021	A. Total number of contracts issued over €25,000 by other sector	B. Total value of contracts issued over €25,000 by other sector	C. Total number of contracts issued over €25,000 by other sector which have incorporated GPP	D. Total value of contracts issued over €25,000 by other sector which have incorporated GPP
OTHER SECTORS*				
PROFESSIONAL SERVICES	1	—	—	—
LABORATORY EQUIPMENT	1	—	—	—
FACILITIES MANAGEMENT	1	—	—	—
MEDIA	1	—	—	—
FURNITURE	—	—	—	—
RESEARCH	—	—	—	—
MARKETING	—	—	—	—
LICENSING	—	—	—	—
OTHER (PLEASE ADD OTHER CATEGORIES WHERE RELEVANT)	—	—	—	—
TOTAL (ALL NON-PRIORITY SECTORS)	4	—	—	—

* Other sectors which are not covered by EPA GPP criteria.

Department of Public Expenditure & Reform

REFERENCE YEAR 2021	A. Total number of contracts issued over €25,000 by priority sector	B. Total value of contracts issued over €25,000 by priority sector	C. Total number of contracts issued over €25,000 by priority sector which have incorporated GPP	D. Total value of contracts issued over €25,000 by priority sector which have incorporated GPP
PRIORITY SECTOR*				
ENERGY-RELATED PRODUCTS	—	—	—	—
FOOD & CATERING SERVICES	—	—	—	—
HEATING EQUIPMENT	—	—	—	—
ICT PRODUCTS & SERVICES	12	€6,203,994	0	0
INDOOR CLEANING SERVICES	—	—	—	—
INDOOR & OUTDOOR LIGHTING	—	—	—	—
OFFICE BUILDING DESIGN, CONSTRUCTION & MANAGEMENT	—	—	—	—
PAPER PRODUCTS & PRINTING SERVICES	—	—	—	—
TEXTILES PRODUCTS & SERVICES	—	—	—	—
TRANSPORT	—	—	—	—
TOTAL (ALL PRIORITY SECTORS)	12	€6,203,994	0	0

* Ten sectors for which GPP criteria have been developed by the EPA.

Department of Public Expenditure & Reform (continued)

REFERENCE YEAR 2021	A. Total number of contracts issued over €25,000 by other sector	B. Total value of contracts issued over €25,000 by other sector	C. Total number of contracts issued over €25,000 by other sector which have incorporated GPP	D. Total value of contracts issued over €25,000 by other sector which have incorporated GPP
OTHER SECTORS*				
PROFESSIONAL SERVICES	16	€913,142	0	0
LABORATORY EQUIPMENT	—	—	—	—
FACILITIES MANAGEMENT	—	—	—	—
MEDIA	—	—	—	—
FURNITURE	—	—	—	—
RESEARCH	—	—	—	—
MARKETING	—	—	—	—
LICENSING	—	—	—	—
OTHER (PLEASE ADD OTHER CATEGORIES WHERE RELEVANT)	—	—	—	—
TOTAL (ALL NON-PRIORITY SECTORS)	16	€913,142	0	0

* Other sectors which are not covered by EPA GPP criteria.

Department of Rural & Community Development

REFERENCE YEAR 2021	A. Total number of contracts issued over €25,000 by priority sector	B. Total value of contracts issued over €25,000 by priority sector	C. Total number of contracts issued over €25,000 by priority sector which have incorporated GPP	D. Total value of contracts issued over €25,000 by priority sector which have incorporated GPP
PRIORITY SECTOR*				
ENERGY-RELATED PRODUCTS	—	—	—	—
FOOD & CATERING SERVICES	—	—	—	—
HEATING EQUIPMENT	—	—	—	—
ICT PRODUCTS & SERVICES	—	—	—	—
INDOOR CLEANING SERVICES	—	—	—	—
INDOOR & OUTDOOR LIGHTING	—	—	—	—
OFFICE BUILDING DESIGN, CONSTRUCTION & MANAGEMENT	—	—	—	—
PAPER PRODUCTS & PRINTING SERVICES	—	—	—	—
TEXTILES PRODUCTS & SERVICES	—	—	—	—
TRANSPORT	—	—	—	—
TOTAL (ALL PRIORITY SECTORS)	—	—	—	—

* Ten sectors for which GPP criteria have been developed by the EPA.

Department of Rural & Community Development (continued)

REFERENCE YEAR 2021	A. Total number of contracts issued over €25,000 by other sector	B. Total value of contracts issued over €25,000 by other sector	C. Total number of contracts issued over €25,000 by other sector which have incorporated GPP	D. Total value of contracts issued over €25,000 by other sector which have incorporated GPP
OTHER SECTORS*				
PROFESSIONAL SERVICES	—	—	—	—
LABORATORY EQUIPMENT	—	—	—	—
FACILITIES MANAGEMENT	—	—	—	—
MEDIA	1	€40,000	0	0
FURNITURE	—	—	—	—
RESEARCH	2	€170,000	0	0
MARKETING	—	—	—	—
LICENSING	—	—	—	—
TRANSPORT SERVICES TO ISLANDS	4	€8,212,964	4	€8,212,964
TOTAL (ALL NON-PRIORITY SECTORS)	7	€8,422,964	4	€8,212,964

* Other sectors which are not covered by EPA GPP criteria.

Department of Social Protection

REFERENCE YEAR 2021	A. Total number of contracts issued over €25,000 by priority sector	B. Total value of contracts issued over €25,000 by priority sector	C. Total number of contracts issued over €25,000 by priority sector which have incorporated GPP	D. Total value of contracts issued over €25,000 by priority sector which have incorporated GPP
PRIORITY SECTOR*				
ENERGY-RELATED PRODUCTS	2	€678,414.00	0	€0.00
FOOD & CATERING SERVICES	—	—	—	—
HEATING EQUIPMENT	—	—	—	—
ICT PRODUCTS & SERVICES	—	—	—	—
INDOOR CLEANING SERVICES	1	€1,120,000.00	1	€1,120,000.00
INDOOR & OUTDOOR LIGHTING	—	—	—	—
OFFICE BUILDING DESIGN, CONSTRUCTION & MANAGEMENT	—	—	—	—
PAPER PRODUCTS & PRINTING SERVICES	1	€162,601.63	1	€162,601.63
TEXTILES PRODUCTS & SERVICES	—	—	—	—
TRANSPORT	—	—	—	—
TOTAL (ALL PRIORITY SECTORS)	4	€1,961,015.63	2	€1,282,601.63

* Ten sectors for which GPP criteria have been developed by the EPA.

Department of Social Protection (continued)

REFERENCE YEAR 2021	A. Total number of contracts issued over €25,000 by other sector	B. Total value of contracts issued over €25,000 by other sector	C. Total number of contracts issued over €25,000 by other sector which have incorporated GPP	D. Total value of contracts issued over €25,000 by other sector which have incorporated GPP
OTHER SECTORS*				
PROFESSIONAL SERVICES	13	€26,230,754.00	1	€2,000,000.00
LABORATORY EQUIPMENT	—	—	—	—
FACILITIES MANAGEMENT	2	€8,450,000.00	1	€795,000.00
MEDIA	1	€500,000.00	0	€0.00
FURNITURE	—	—	—	—
RESEARCH	—	—	—	—
MARKETING	—	—	—	—
LICENSING	—	—	—	—
eGOVERNMENT	1	€2,220,000.00	1	€2,220,000.00
IT CONSUMABLES	1	€4,620,000.00	1	€4,620,000.00
IT EQUIPMENT	2	€2,030,000.00	2	€2,030,000.00
IT PROFESSIONAL SERVICES	20	€82,558,612.00	1	€220,000.00
SOFTWARE	5	€1,322,498.90	0	€0.00
TOTAL (ALL NON-PRIORITY SECTORS)	45	€127,931,864.90	7	€11,885,000.00

* Other sectors which are not covered by EPA GPP criteria.

Department of the Taoiseach

REFERENCE YEAR 2021	A. Total number of contracts issued over €25,000 by priority sector	B. Total value of contracts issued over €25,000 by priority sector	C. Total number of contracts issued over €25,000 by priority sector which have incorporated GPP	D. Total value of contracts issued over €25,000 by priority sector which have incorporated GPP
PRIORITY SECTOR*				
ENERGY-RELATED PRODUCTS	—	—	—	—
FOOD & CATERING SERVICES	—	—	—	—
HEATING EQUIPMENT	—	—	—	—
ICT PRODUCTS & SERVICES	1	€140,054	—	—
INDOOR CLEANING SERVICES	—	—	—	—
INDOOR & OUTDOOR LIGHTING	—	—	—	—
OFFICE BUILDING DESIGN, CONSTRUCTION & MANAGEMENT	—	—	—	—
PAPER PRODUCTS & PRINTING SERVICES	—	—	—	—
TEXTILES PRODUCTS & SERVICES	—	—	—	—
TRANSPORT	—	—	—	—
TOTAL (ALL PRIORITY SECTORS)	1	€140,054	—	—

* Ten sectors for which GPP criteria have been developed by the EPA.

Department of the Taoiseach (continued)

REFERENCE YEAR 2021	A. Total number of contracts issued over €25,000 by other sector	B. Total value of contracts issued over €25,000 by other sector	C. Total number of contracts issued over €25,000 by other sector which have incorporated GPP	D. Total value of contracts issued over €25,000 by other sector which have incorporated GPP
OTHER SECTORS*				
PROFESSIONAL SERVICES	—	—	—	—
LABORATORY EQUIPMENT	—	—	—	—
FACILITIES MANAGEMENT	—	—	—	—
MEDIA	2	€10,130,000	—	—
FURNITURE	—	—	—	—
RESEARCH	4	€936,322	—	—
MARKETING	—	—	—	—
LICENSING	—	—	—	—
OTHER (PLEASE ADD OTHER CATEGORIES WHERE RELEVANT)	1	€218,652	—	—
TOTAL (ALL NON-PRIORITY SECTORS)	7	€11,284,974	—	—

* Other sectors which are not covered by EPA GPP criteria.

Department of Tourism, Culture, Arts, Gaeltacht, Sport & Media

REFERENCE YEAR 2021	A. Total number of contracts issued over €25,000 by priority sector	B. Total value of contracts issued over €25,000 by priority sector	C. Total number of contracts issued over €25,000 by priority sector which have incorporated GPP	D. Total value of contracts issued over €25,000 by priority sector which have incorporated GPP
PRIORITY SECTOR*				
ENERGY-RELATED PRODUCTS	—	—	—	—
FOOD & CATERING SERVICES	—	—	—	—
HEATING EQUIPMENT	—	—	—	—
ICT PRODUCTS & SERVICES	—	—	—	—
INDOOR CLEANING SERVICES	—	—	—	—
INDOOR & OUTDOOR LIGHTING	—	—	—	—
OFFICE BUILDING DESIGN, CONSTRUCTION & MANAGEMENT	—	—	—	—
PAPER PRODUCTS & PRINTING SERVICES	—	—	—	—
TEXTILES PRODUCTS & SERVICES	—	—	—	—
TRANSPORT	—	—	—	—
TOTAL (ALL PRIORITY SECTORS)	—	—	—	—

* Ten sectors for which GPP criteria have been developed by the EPA.

Department of Tourism, Culture, Arts, Gaeltacht, Sport & Media (continued)

REFERENCE YEAR 2021	A. Total number of contracts issued over €25,000 by other sector	B. Total value of contracts issued over €25,000 by other sector	C. Total number of contracts issued over €25,000 by other sector which have incorporated GPP	D. Total value of contracts issued over €25,000 by other sector which have incorporated GPP
OTHER SECTORS*				
PROFESSIONAL SERVICES	—	—	—	—
LABORATORY EQUIPMENT	—	—	—	—
FACILITIES MANAGEMENT	—	—	—	—
MEDIA	—	—	—	—
FURNITURE	—	—	—	—
RESEARCH	—	—	—	—
MARKETING	—	—	—	—
LICENSING	—	—	—	—
OTHER (PLEASE ADD OTHER CATEGORIES WHERE RELEVANT)	—	—	—	—
TOTAL (ALL NON-PRIORITY SECTORS)	—	—	—	—

* Other sectors which are not covered by EPA GPP criteria.

Department of Transport

REFERENCE YEAR 2021	A. Total number of contracts issued over €25,000 by priority sector	B. Total value of contracts issued over €25,000 by priority sector	C. Total number of contracts issued over €25,000 by priority sector which have incorporated GPP	D. Total value of contracts issued over €25,000 by priority sector which have incorporated GPP
PRIORITY SECTOR*				
ENERGY-RELATED PRODUCTS	—	—	—	—
FOOD & CATERING SERVICES	—	—	—	—
HEATING EQUIPMENT	—	—	—	—
ICT PRODUCTS & SERVICES	—	—	—	—
INDOOR CLEANING SERVICES	—	—	—	—
INDOOR & OUTDOOR LIGHTING	—	—	—	—
OFFICE BUILDING DESIGN, CONSTRUCTION & MANAGEMENT	—	—	—	—
PAPER PRODUCTS & PRINTING SERVICES	—	—	—	—
TEXTILES PRODUCTS & SERVICES	—	—	—	—
TRANSPORT	4	€274,816 (ex-VAT)	4	€274,816 (ex-VAT)
TOTAL (ALL PRIORITY SECTORS)	4	€274,816	4	€274,816

* Ten sectors for which GPP criteria have been developed by the EPA.

Department of Transport (continued)

REFERENCE YEAR 2021	A. Total number of contracts issued over €25,000 by other sector	B. Total value of contracts issued over €25,000 by other sector	C. Total number of contracts issued over €25,000 by other sector which have incorporated GPP	D. Total value of contracts issued over €25,000 by other sector which have incorporated GPP
OTHER SECTORS*				
PROFESSIONAL SERVICES	—	—	—	—
LABORATORY EQUIPMENT	—	—	—	—
FACILITIES MANAGEMENT	—	—	—	—
MEDIA	—	—	—	—
FURNITURE	—	—	—	—
RESEARCH	—	—	—	—
MARKETING	—	—	—	—
LICENSING	—	—	—	—
OTHER (PLEASE ADD OTHER CATEGORIES WHERE RELEVANT)	—	—	—	—
TOTAL (ALL NON-PRIORITY SECTORS)	—	—	—	—

* Other sectors which are not covered by EPA GPP criteria.

APPENDIX 4 – GPP IN ANNUAL REPORTS FOR 2021

Department	GPP data included in Annual Report	GPP referenced but no data included in Annual Report*	GPP not referenced & no data included in Annual Report	Link to Annual Report
AGRICULTURE, FOOD & THE MARINE	✓			Annual Report 2021
CHILDREN, EQUALITY, DISABILITY, INTEGRATION & YOUTH		✓		Annual Report 2021
DEFENCE			✓	Annual Report 2021
EDUCATION		✓		Annual Report 2021
ENTERPRISE, TRADE & EMPLOYMENT	✓			Annual Report 2021
ENVIRONMENT, CLIMATE & COMMUNICATIONS	✓			Annual Report 2021
FINANCE	✓			Annual Report 2021
FOREIGN AFFAIRS	✓			Annual Report 2021
HEALTH	✓			Annual Report 2021
HOUSING, LOCAL GOVERNMENT & HERITAGE	✓			Annual Report 2021
JUSTICE	✓			Annual Report 2021
PUBLIC EXPENDITURE & REFORM	✓			Annual Report 2021
RURAL & COMMUNITY DEVELOPMENT		✓		Annual Report 2021
SOCIAL PROTECTION	✓			Annual Report 2021
THE TAOISEACH	✓			Annual Report 2021
TOURISM, CULTURE, ARTS, GAELTACHT, SPORT & MEDIA	✓			Annual Report 2021
TRANSPORT				Not yet published*
FURTHER & HIGHER EDUCATION, RESEARCH, INNOVATION & SCIENCE	✓			Annual Report 2021

*At the time of publication of this report.



Rialtas na hÉireann
Government of Ireland

E: info@epa.ie
W: www.epa.ie
LoCall: 1890 33 55 99