

GREEN PUBLIC PROCUREMENT

Annual Report on Adoption,
Monitoring and Reporting
by Government Departments



2024 REFERENCE YEAR

1. INTRODUCTION

SCOPE OF REPORTING

KEY FINDINGS -
QUANTITATIVE DATA

QUANTITATIVE DATA
FINDINGS - PRIORITY
SECTORS

QUANTITATIVE DATA
FINDINGS - OTHER
SECTORS

KEY DATA FROM
REFERENCE YEARS
2020 TO 2024

KEY QUALITATIVE
FINDINGS

GPP REPORTING
IN GOVERNMENT
DEPARTMENT
ANNUAL REPORTS

GPP INFORMATION
IN GOVERNMENT
DEPARTMENT CORPORATE
PROCUREMENT PLANS

KEY INSIGHTS AND
CONCLUSIONS

CONTACT US

The public sector has a critical role to play in leading Ireland's transition to a carbon-neutral and circular economy and society. With an annual expenditure of €18.5 billion¹ (excluding utilities), Ireland's public bodies have significant potential to procure more resource-efficient, low carbon, less polluting goods, services and works.

Ireland's Government Departments are required to report to the Environmental Protection Agency annually on their implementation of Green Public Procurement (GPP).²

This is the fifth report in the series, relating to reference year 2024.

Key findings include:

- Of **€1.1 billion** total contract value, €584 million (**53%**) included green criteria, compared to **82%** in 2023.
- **48%** of contracts incorporated GPP, compared to **40%** in 2023.
- **51%** of contracts for 'priority' sector(s) included green criteria (i.e. the 11 sectors for which national green criteria were published), compared to **49%** in 2023.
- ICT Products and Services was the priority sector with the highest reported number of contracts (170) but only **32%** of contracts incorporated green criteria (compared to **29%** in 2023).
- Significant scope remains to increase GPP implementation in the 'priority' sector(s) where national green criteria are readily available.



¹ Source: Buying Greener: Green Public Procurement Strategy and Action Plan 2024-2027.

² GPP is defined as a process whereby authorities seek to procure goods, services and works with a reduced environmental impact throughout their lifecycle when compared to goods, services and works with the same primary function that would otherwise be procured. Source: Commission Communication (COM (2008) 400) "Public procurement for a better environment"

2. SCOPE OF REPORTING

Government Departments completed a reporting template which requested information on the following:

- Number of contracts where the value was greater than €50,000 (exclusive of VAT)³ and the contract was signed in 2024.⁴
- Value and number of contracts for 'priority' sector(s) (i.e. the eleven sectors for which there were national GPP criteria).

- Value and number of contracts for 'other' sectors.
- GPP monitoring and reporting systems employed.
- GPP training completed by Department personnel.
- GPP implementation as reported in Departmental Annual Reports.

[Click on this link to view the 18 Government Department returns.](#)

PRIORITY SECTORS

 ROAD TRANSPORT VEHICLES AND SERVICES	 INDOOR AND OUTDOOR LIGHTING (INCLUDING ROAD LIGHTING AND TRAFFIC SIGNALS)	 BUILDING DESIGN, CONSTRUCTION AND MANAGEMENT
 ICT PRODUCTS AND SERVICES (INCLUDING DATA CENTRES AND CLOUD SERVICES)	 HEATING EQUIPMENT (INCLUDING COGENERATION, TRIGENERATION AND HEAT PUMPS)	 TEXTILE PRODUCTS AND SERVICES (INCLUDING UNIFORMS AND LAUNDRY SERVICES)
 FOOD AND CATERING SERVICES	 ENERGY-RELATED PRODUCTS (WHITE GOODS/APPLIANCES, ELECTRONIC DISPLAYS, VACUUM CLEANERS)	 FURNITURE AND RELATED SERVICES
 CLEANING PRODUCTS AND SERVICES	 PAPER PRODUCTS AND PRINTING SERVICES	

³ The national threshold above which contracting authorities were obliged to advertise contracts for goods and services in 2024.

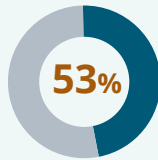
⁴ Government Department contracts only, not including contracts of agencies affiliated to those Departments.

3. KEY FINDINGS – QUANTITATIVE DATA

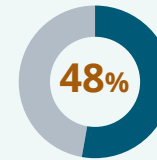
GOVERNMENT DEPARTMENTS REPORTED:



Total value of **€1.1 billion** of in-scope contracts, of which **€584 million** included green criteria.

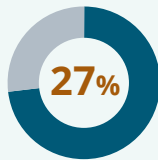


53% of the **total value of contracts** included green criteria.

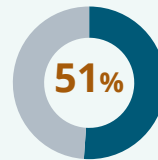


48% of the **total number of contracts** include green criteria.

IN RELATION TO THE 'PRIORITY' SECTORS:

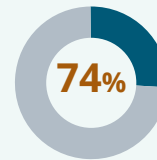


Green criteria were incorporated in **27%** of the contract value reported,

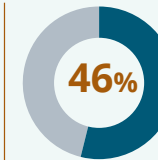


representing **51%** of the number of contracts.

IN RELATION TO THE 'OTHER' SECTORS:



Green criteria were incorporated in **74%** of the contract value reported,



representing **46%** of the number of contracts.

GPP implementation rates in contracts for 'priority' sector(s) ranged widely, from a low of 32% (ICT Products and Services) to a high of 100% (Office Building Design, Construction and Management) (see Section 4 of this report).












In 10 of the 11 'priority' sector(s), 50% or more of the number of in-scope contracts included green criteria. Only ICT Products and Services had less than half (32%).

In some 'priority' sector(s) the value of contracts which incorporated GPP was very low in comparison to the overall value of contracts (e.g. Indoor Cleaning Services 2% and Outdoor Lighting 7%).

Professional Services was the 'other' sector with the highest number of contracts (293) and the highest total value of contracts (€480 million); with 43% of the number and 76% of the value of these contracts incorporating green criteria (see Section 5 of this report). *While there are no national green criteria for professional services, purchasing recommendations are included in the GPP Guidance for the Public Sector.*

4.

QUANTITATIVE DATA FINDINGS – PRIORITY SECTORS

PRIORITY SECTOR (I.E. SECTORS COVERED BY PUBLISHED NATIONAL GPP CRITERIA)	Total number of contracts issued over €50,000 by sector	Total value of contracts issued over €50,000 by sector (excluding VAT)	Total number of contracts (and % of total) issued over €50,000 by sector which have incorporated GPP⁵	Total value of contracts issued over €50,000 by sector which have incorporated GPP (excluding VAT) and (% of total) ⁵
 ENERGY-RELATED PRODUCTS	11	€25,846,408	9 (82%)	€20,936,408 (81%)
 FOOD AND CATERING SERVICES	3	€692,876	2 (57%)	€604,876 (87%)
 FURNITURE AND RELATED SERVICES ⁶	2	€1,031,853	1 (50%)	€908,673 (88%)
 HEATING EQUIPMENT	2	€987,507	1 (50%)	€837,507 (85%)
 ICT PRODUCTS AND SERVICES	170	€251,461,756	54 (32%)	€60,269,721(24%)
 INDOOR CLEANING SERVICES	6	€163,261,933 ⁷	4 (67%)	€2,661,933 (2%)
 INDOOR AND OUTDOOR LIGHTING	2	€4,040,000	1 (50%)	€290,000 (7%) ⁸
 OFFICE BUILDING DESIGN, CONSTRUCTION AND MANAGEMENT	32	€34,685,074	32 (100%)	€34,685,074 (100%)
 PAPER PRODUCTS AND PRINTING SERVICES	24	€10,724,590	21 (88%)	€10,031,175 (94%)
 TEXTILES PRODUCTS AND SERVICES	4	€569,054	3 (75%)	€449,054 (79%)
 ROAD TRANSPORT, VEHICLES AND SERVICES	13	€2,592,995	8 (62%)	€2,063,189 (80%)
TOTAL PRIORITY SECTORS	269	€495,894,046	136 (51%)	€133,737,610 (27%)

⁵ All figures and percentages are rounded up/down to the nearest unit.

⁶ Criteria set published July 2024.

⁷ Included one contract worth €160 million which did not incorporate green criteria.

⁸ Both reported contracts were issued by the same Department however only one contract incorporated green criteria.

5. QUANTITATIVE DATA FINDINGS – OTHER SECTORS

OTHER SECTOR (I.E. SECTORS NOT COVERED BY PUBLISHED NATIONAL GPP CRITERIA)	Total number of contracts signed over €50,000 by sector	Total value of contracts signed over €50,000 by sector (excluding VAT)	Total number of contracts signed over €50,000 by sector which have incorporated GPP ⁹	Total value of contracts signed over €50,000 by sector which have incorporated GPP (excluding VAT) and (% of total) ⁹
PROFESSIONAL SERVICES	293	€480,400,195	126 (43%)	€365,247,744 (76%)
COMMUNICATION/MEDIA/MARKETING	12	€14,962,003	3 (25%)	€10,633,840 (71%)
LABORATORY EQUIPMENT	54	€12,591,353	31 (57%)	€8,205,353 (65%)
CORPORATE and MANAGED SERVICES (E.G. ENGINEERING, SECURITY, VENUE HIRE)	21	€9,342,821	11 (52%)	€7,017,135 (75%)
LICENCES	13	€7,349,868	0 (0%)	€0 (0%)
CONSULTANCY	22	€6,954,005	7 (32%)	€2,005,103 (29%)
GOODS/MATERIALS/PLANT/MONITORING SYSTEMS	21	€5,103,750	7 (33%)	€1,070,226 (21%)
ENERGY SUPPLY	5	€3,507,103	5 (100%)	€3,507,103 (100%)
FACILITIES MANAGEMENT	8	€3,485,080	6 (75%)	€3,342,780 (96%)
ICT SUPPORT	1	€2,534,784	0 (0%)	€0 (0%)
EDUCATIONAL/TRAINING SERVICES	8	€2,501,795	6 (75%)	€1,562,364 (62%)
RESEARCH	9	€1,507,746	2 (22%)	€443,725 (29%)
UTILITIES	5	€1,507,434	0 (0%)	€0 (0%)
TRANSPORT SERVICES RELATING TO ISLANDS	3	€1,360,888	3 (100%)	€1,360,888 (100%)
OTHER (CATEGORIES UNSPECIFIED)	55	€57,687,606	39 (71%)	€45,709,026 (79%)
TOTAL OTHER SECTORS:	530	€610,796,430	246 (46%)	€450,105,286 (74%)

⁹ All figures and percentages are rounded up/down to the nearest unit.

6.

KEY DATA FROM REFERENCE YEARS 2020 TO 2024¹⁰

GENERAL KEY DATA COMPARISONS WITH PREVIOUS YEARLY REPORTS

	2020	2021	2022		2023	2024
Total values of contracts over €25,000	€322.311 million	€527.585 million	€921.925 million	Total values of contracts over €50,000	€1.24 billion	€1.1 billion
Total value of contracts over €25,000 which incorporated green criteria	€53.765 million	€54.954 million	€310.206 million	Total value of contracts over €50,000 which incorporated green criteria	€1.02 billion	€584 million
Total number of contracts signed over €25,000	511	590	842	Total number of contracts signed over €50,000	681	799
Total number of contracts signed, over €25,000, which incorporated green criteria	131	144	244	Total number of contracts signed, over €50,000, which incorporated green criteria	272	382
Percentage of total contract value which incorporated green criteria	17%	10%	34%	Percentage of total contract value which incorporated green criteria	82%	53%
Percentage of total number of contracts which incorporated green criteria	26%	24%	29%	Percentage of total number of contracts which incorporated green criteria	40%	48%
Number of Departments reporting no spend on GPP for contracts over €25,000	4	3	1	Number of Departments reporting no spend on GPP for contracts over €50,000	1	3 ¹¹

COMPARISONS 2020 TO 2024: CONTRACTS FOR 'PRIORITY' SECTOR(S)

	2020	2021	2022		2023	2024
Percentage of total contract value in the "priority sectors" which incorporated green criteria for contracts valued over €25,000.	81% ¹²	38% ¹³	55%	Percentage of total contract value in the "priority sectors" which incorporated green criteria for contracts valued over €50,000.	91%	27% ¹⁴
Percentage of total number of contracts in the "priority sectors" which incorporated green criteria for contracts valued over €25,000.	48%	6%	32%	Percentage of total number of contracts in the "priority sectors" which incorporated green criteria for contracts valued over €50,000.	49%	51%

¹⁰ Due to the change in the scope of reporting (with national advertising threshold increasing from €25,000 to €50,000 in 2023) only data for the same reporting threshold can be directly compared.

¹¹ In two of these three Departments (DFIN and DoH) there were no contracts for priority sectors in the reference year.

¹² For reference year 2020 there were eight priority sectors for which national GPP criteria sets were published.

¹³ For reference years 2021, 2022 and 2023 there were ten priority sectors for which national GPP criteria sets were published.

¹⁴ For reference year 2024 there were eleven priority sectors for which national GPP were published.

7. KEY QUALITATIVE FINDINGS

GPP in Corporate Annual Reports: DPER Circular 20/2019 required that each Department report annually on its green public procurement. The Annual Report must include information relating to the value of contracts agreed upon that included green criteria (reference Section 8 of this report).

13 Departments included GPP in their 2024 annual report

3 Departments referenced GPP but did not include data

2 Departments neither referenced GPP nor included data

GPP in Corporate Procurement Plans: DPER Circular 20/2019 required that each Department state in their next Corporate Procurement Plan where it intends to use green criteria in upcoming procurement processes (reference Section 9 of this report).¹⁵

9 Departments specified information on application of GPP in their Corporate Procurement Plan

1 Department had information on GPP in their Plan but its use is not specified

5 Departments did not specify GPP in their Corporate Procurement Plan

For **3** Departments their intention to include GPP in Corporate Procurement Plan is unknown

GPP Training:

Staff from **11** Departments received GPP training (9 provided formal training; 2 provided informal training e.g. attendance at events)

Tracking GPP incorporation in procurement:

15 Departments had GPP tracking systems in place

3 Departments¹⁶ lacked formal GPP tracking systems and relied on informal processes

¹⁵ Under Action 5 in the Government's GPP Strategy and Action Plan, from 2024 'All public bodies in updating their corporate policies and strategies and Corporate Procurement Plans are to set out how they will adhere to GPP Strategy and Action Plan obligations related to their organisation.'

¹⁶ Department of Defence, Department of Justice and Department of Tourism, Culture, Arts, Gaeltacht, Sport and Media.

8.

GPP REPORTING IN GOVERNMENT DEPARTMENT ANNUAL REPORTS¹⁷

Department	GPP data included in Annual Report	GPP referenced but no data included in Annual Report	GPP not referenced and no data included in Annual Report	Link to Annual Report
AGRICULTURE, FOOD AND THE MARINE	✓			Annual Report 2024
CHILDREN, EQUALITY, DISABILITY, INTEGRATION AND YOUTH			✓	Annual Report 2024
DEFENCE		✓		Annual Report 2024
EDUCATION		✓		Annual Report 2024
ENTERPRISE, TRADE AND EMPLOYMENT	✓			Annual Report 2024
ENVIRONMENT, CLIMATE AND COMMUNICATIONS	✓			Annual Report 2024
FINANCE	✓			Annual Report 2024
FOREIGN AFFAIRS	✓			Annual Report 2024
FURTHER AND HIGHER EDUCATION, RESEARCH, INNOVATION AND SCIENCE			✓	Annual Report 2024
HEALTH	✓			Annual Report 2024
HOUSING, LOCAL GOVERNMENT AND HERITAGE	✓			Annual Report 2024
JUSTICE	✓			Annual Report 2024
PUBLIC EXPENDITURE AND REFORM	✓			Annual Report 2024
RURAL AND COMMUNITY DEVELOPMENT	✓			Annual Report 2024
SOCIAL PROTECTION	✓			Annual Report 2024
THE TAOISEACH		✓		Annual Report 2024
TOURISM, CULTURE, ARTS, GAELTACHT, SPORT AND MEDIA	✓			Annual Report 2024
TRANSPORT	✓			Annual Report 2024

¹⁷ The indicated names of the Departments are valid for the reporting reference year and are subject to change for prior and subsequent reporting years.

9.

GPP INFORMATION IN GOVERNMENT DEPARTMENT CORPORATE PROCUREMENT PLANS¹⁸

Department	Information on application of Green Criteria specified in Corporate Procurement Plan	Information on Green Criteria or Green Public Procurement included in Corporate Procurement Plan but use not specified	Green Criteria not specified in Corporate Procurement Plan	Intention to include or inclusion of application of Green Criteria in Corporate Procurement Plan unknown
AGRICULTURE, FOOD AND THE MARINE			✓	
CHILDREN, EQUALITY, DISABILITY, INTEGRATION AND YOUTH	✓			
DEFENCE	✓			
EDUCATION	✓			
ENTERPRISE, TRADE AND EMPLOYMENT	✓			
ENVIRONMENT, CLIMATE AND COMMUNICATIONS	✓			
FINANCE			✓	
FOREIGN AFFAIRS				✓
FURTHER AND HIGHER EDUCATION, RESEARCH, INNOVATION AND SCIENCE			✓	
HEALTH		✓		
HOUSING, LOCAL GOVERNMENT AND HERITAGE				✓
JUSTICE			✓	
PUBLIC EXPENDITURE AND REFORM	✓			
RURAL AND COMMUNITY DEVELOPMENT			✓	
SOCIAL PROTECTION	✓			
THE TAOISEACH	✓			
TOURISM, CULTURE, ARTS, GAELTACHT, SPORT AND MEDIA				✓
TRANSPORT	✓			

¹⁸ The indicated names of the Departments are valid for the reporting reference year and are subject to change for prior and subsequent reporting years.

10. KEY INSIGHTS AND CONCLUSIONS



The value of in-scope contracts signed in 2024 was over €1 billion, which provided a significant opportunity to encourage demand for goods and services with reduced environmental impacts.

With the finding that only 53% of total contract value and 48% of the number of contracts incorporated green criteria in 2024, there is still significant scope for Government Departments to increase GPP implementation. The results show that GPP is not being consistently implemented. Several high value contracts for priority sectors didn't include green criteria, which resulted in only 27% of the value of contracts in priority sectors incorporating GPP.

Action 18 of the Government's GPP Strategy and Action Plan requires Government Departments to include GPP criteria in all tender documents, where possible, in accordance with the GPP Implementation Mandate, from the date of publication of the Plan (April 2024).



Incorporation of green criteria in contracts issued for ICT Products and Services remains low. This was the priority sector with the highest reported number of contracts (170) but only 32% of contracts and 24% of the value of contracts incorporated GPP.

ICT Products and Services was the priority sector with the highest number and value of contracts reported in 2024. Incorporating green criteria into high value tenders will increase impact of GPP and shift supply chains to more sustainable products. National frameworks for ICT Products and Services which include green criteria will be a key driver to increase GPP implementation (e.g. the Office of Government Procurement's framework for the provision of remanufactured notebook computers which was published in November 2024). Ireland's involvement in the Circular and Fair ICT Pact initiative will be another key driver.



51% of contracts for 'priority' sector(s) included green criteria, a slight increase on 49% reported for reference year 2023.

There is significant scope to increase GPP implementation in the 'priority' sector(s) where national green criteria are readily available.



46% of contracts for 'other sectors' included green criteria, compared to 35% reported for reference year 2023.

Professional services was the sector with the most reported in-scope contracts (293) and with 43% of these contracts incorporating green criteria and 76% of the value (€365 million). There was a strong performance in the incorporation of green criteria in other sectors, with 46% of the number and 74% of the value of these contracts incorporating green criteria.



15 Government Departments reported employing formal systems tracking performance in relation to contracts incorporating green criteria, up from 10 in 2023.

While the number of Government Departments with tracking systems in place has been increasing, all Government Departments need to set up systems to support reporting to meet the requirements of the Government's GPP Strategy and Action Plan and Circular 17/2025.



11 Departments reported that their staff received formal GPP training during 2024, up from 10 Departments in 2023.

Keeping relevant staff trained on GPP will support its consistent and effective implementation.

INTRODUCTION

SCOPE OF REPORTING

KEY FINDINGS -
QUANTITATIVE DATA

QUANTITATIVE DATA
FINDINGS - PRIORITY
SECTORS

QUANTITATIVE DATA
FINDINGS - OTHER
SECTORS

KEY DATA FROM
REFERENCE YEARS
2020 TO 2024

KEY QUALITATIVE
FINDINGS

GPP REPORTING
IN GOVERNMENT
DEPARTMENT
ANNUAL REPORTS

GPP INFORMATION
IN GOVERNMENT
DEPARTMENT CORPORATE
PROCUREMENT PLANS

KEY INSIGHTS AND
CONCLUSIONS

CONTACT US



Disclaimer: Although we in the Environmental Protection Agency have tried our best to make sure this publication is accurate, we cannot guarantee complete accuracy. Neither we nor the authors are in any way responsible for any loss or damage caused by, or claimed to have been caused by, anyone doing anything or failing to do anything based on information in this publication. You may reproduce all or part of this publication without further permission, provided you acknowledge the source.

Published by:

Environmental Protection Agency
An Ghníomhaireacht um Chaomhnú Comhshaoil
PO Box 3000 Johnstown Castle Estate
County Wexford, Y35 W821
Ireland

Telephone: +353 53 9160600

E-mail: info@epa.ie

Website: www.epa.ie

LoCall: 0818 33 55 99

Published June 2026

ISBN: 978-1-80009-388-1

© **Environmental Protection Agency 2026**